

Call Fund

2019 Monthly positions overview

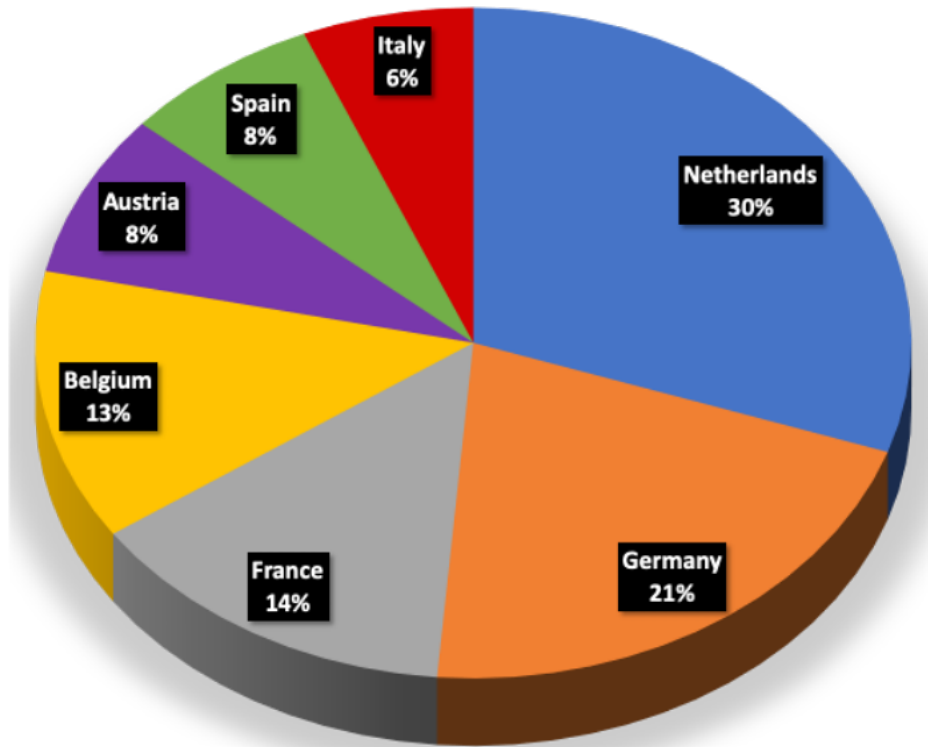
Table of Content

<i>Table of Content</i>	2
<i>Monthly Portfolio update: July 2019</i>	3
<i>Monthly Portfolio update: August 2019</i>	5
<i>Monthly Portfolio update: September 2019</i>	7
<i>Monthly Portfolio update: October 2019</i>	9
<i>Monthly Portfolio update: November 2019</i>	11
<i>Monthly Portfolio update: December 2019</i>	13

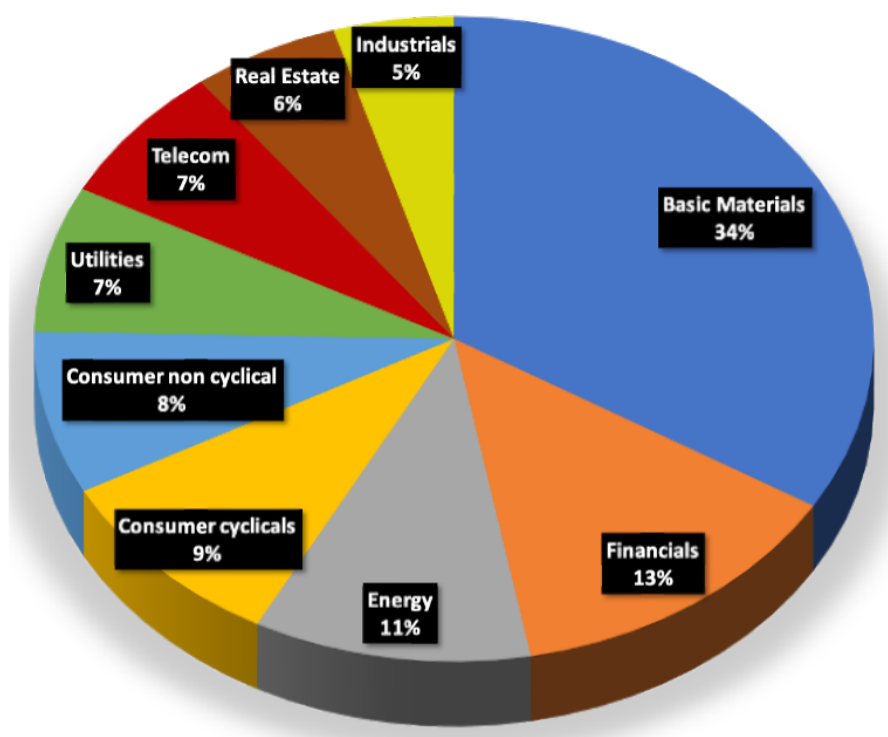
Call Fund

Monthly Portfolio update: July 2019

Geographical Spreading



Sector Spreading



Stock and Options Positions

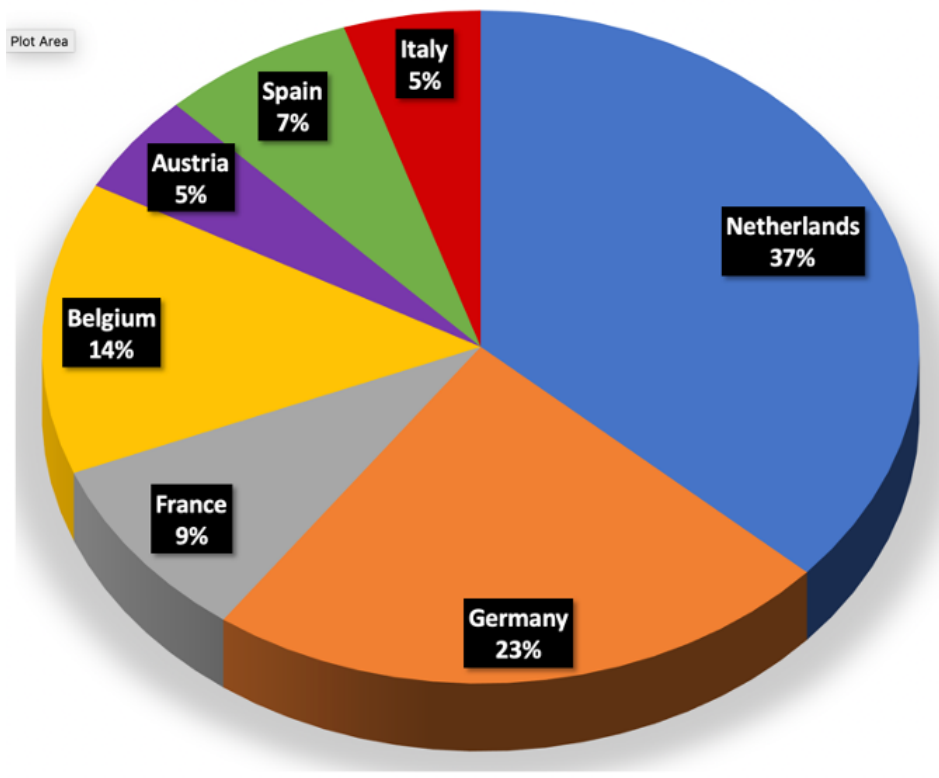
Stock Positions	Amount	Purchase price
Air Liquide	100	123.70
ArcelorMittal	1000	15.67
Assicurazioni Generali	800	16.74
Bayerische Motoren Werke	300	65.18
Carrefour	1000	17.12
Deutsche Telekom	1000	15.24
Endesa	700	22.95
ING Group	1500	10.14
Royal Dutch Shell	800	29.18
Siemens	100	99.54
Solvay	300	91.39
Unibail-Rodamco-Westfield	100	130.00
Voestalpine	700	26.44

Option Positions	Amount	Purchase price
AI Sep 124 Call	-1.00	3.47
AI Sep 124 Put	-2.00	3.90
BMW Dec 68 Call	-3.00	2.43
BMW Jun 60 Put	3.00	4.32
CA Sep 17.5 Call	-10.00	0.49
CA Dec 15 Put	6.00	0.43
CA Sep 17 Put	-6.00	0.78
DTE Dec 15.5 Call	-8.00	0.50
DTE Dec 15 Put	-7.00	0.52
ELE Dec 23 Call	-7.00	0.90
ELE Dec 23 Put	-7.00	0.90
G Sep 17 Call	-4.00	0.34
G Dec 15 Put	7.00	0.23
G Dec 16.5 Put	-8.00	0.50
ING Sep 10.5 Call	-5.00	0.33
ING Dec 10.5 Put	-10.00	0.98
ING Sep 9.5 Put	10.00	0.28
MT Sep 15.5 Call	-4.00	1.19
MT Jun 14 Put	5.00	1.56
MT Mar 17 Put	-5.00	2.76
RD Aug 28.5 Call	-2.00	1.00
RD Jun 27 Put	6.00	1.61
SIE Mar 110 Call	-1.00	1.80
SIE Dec 100 Put	-2.00	3.20
SOL Mar 90 Call	-3.00	7.10
UBL Mar 130 Call	-1.00	8.50
UBL Mar 130 Put	-2.00	9.10
VOE Dec 28 Call	-6.00	1.00
VOE Dec 24 Put	-5.00	1.20

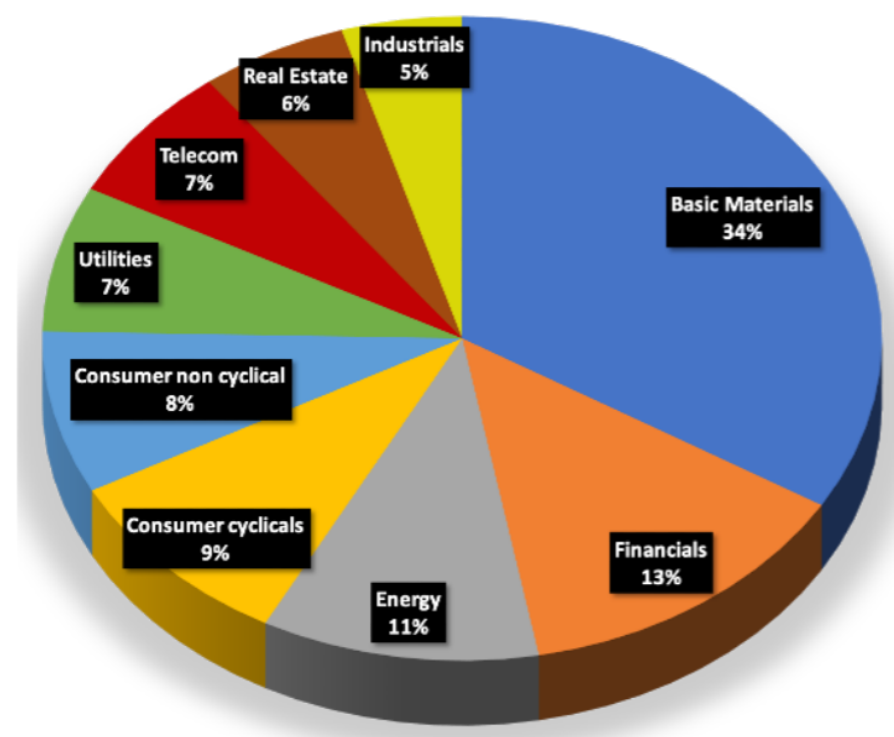
Call Fund

Monthly Portfolio update: August 2019

Geographical Spreading



Sector Spreading



Stock and Options Positions

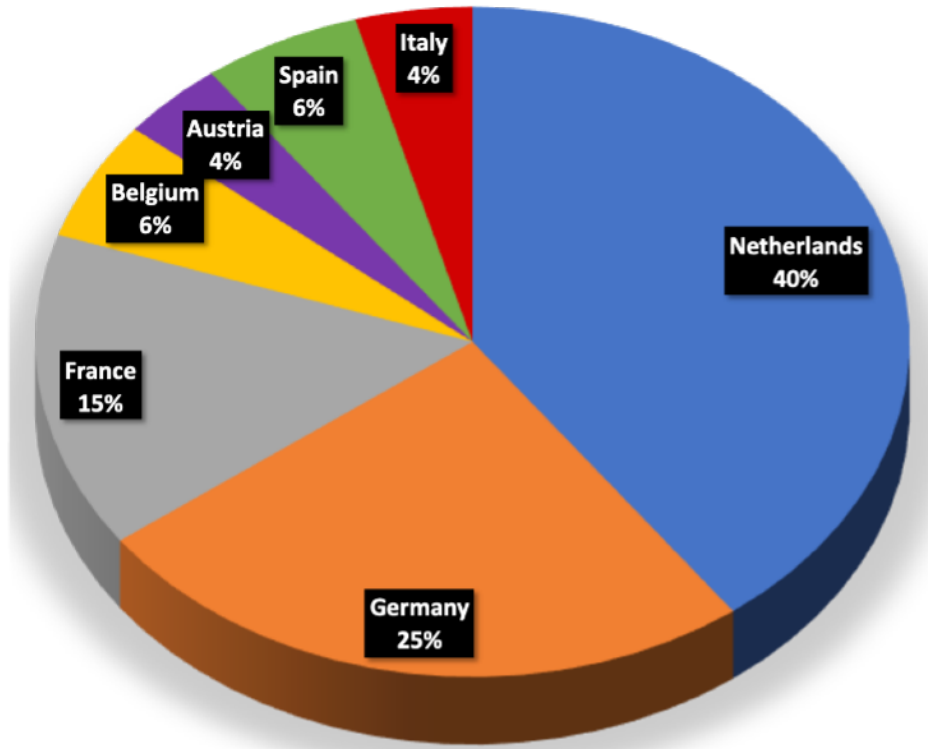
Stock Positions	Amount	Purchase price
Aegon	5000	3.88
Air Liquide	100	123.70
ArcelorMittal	1000	15.67
Assicurazioni Generali	800	16.74
Bayerische Motoren Werke	400	63.72
Carrefour	1500	16.57
Deutsche Telekom	1200	15.16
Endesa	800	22.98
ING Group	1500	10.14
RANDSTAD	500	43.79
Royal Dutch Shell	1100	28.18
Siemens	200	93.90
Solvay	400	90.27
Unibail-Rodamco-Westfield	200	126.63
Voestalpine	600	26.38

Option Positions	Amount	Purchase price
AGN Dec 3.6 Put	5	0.25
AGN Mar 4.4 Call	-10.00	0.19
AGN Sep 4.2 Put	-15.00	0.43
AI Sep 124 Call	-1.00	3.47
BMW Nov 65 Call	-1.00	0.95
BMW Dec 64 Call	-3.00	2.25
BMW Mar 60 Put	1.00	4.97
CAR Oct 15.6 Call	-7.00	0.57
DTE Dec 15.5 Call	-8.00	0.50
DTE Dec 15 Put	-4.00	0.52
ELE Dec 23 Call	-7.00	0.90
ELE Dec 23 Put	-5.00	0.90
G Dec 15 Put	7.00	0.23
G Dec 16.5 Put	-8.00	0.50
G Sep 17 Call	-4.00	0.34
ING Dec 10.5 Put	-5.00	1.57
ING Sep 8.4 Call	-5.00	0.61
ING Sep 9.5 Put	2.00	0.28
MT Jun 10 Put	4.00	1.86
MT Dec 13 Call	-5.00	1.02
MT Dec 15 Call	-5.00	0.44
MT Mar 17 Put	-5.00	3.51
RD Oct 24 Call	-2.00	1.69
RD Oct 25.5 Call	-3.00	0.65
RD Dec 26 Call	-4.00	0.96
RSH Oct 46 Call	-3.00	1.30
RSH Mar 46 Call	-1.00	1.50
RSH Sep 43.5 Put	-1.00	1.23
SIE Dec 100 Put	-2.00	7.33
SIE Sep 90 Call	-1.00	1.22
SOL Mar 90 Call	-4.00	6.54
UBL Mar 130 Call	-1.00	8.50
UBL Mar 130 Put	-1.00	9.10
VOE Dec 28 Call	-6.00	1.00
VOE Mar 19 Put	3.00	1.50

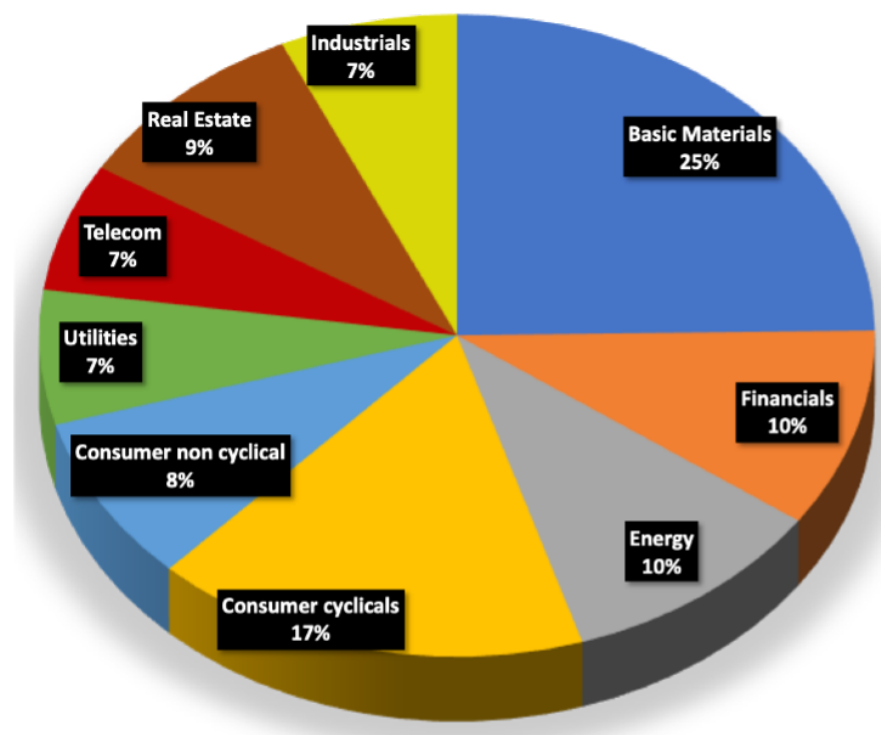
Call Fund

Monthly Portfolio update: September 2019

Geographical Spreading



Sector Spreading



Stock and Options Positions

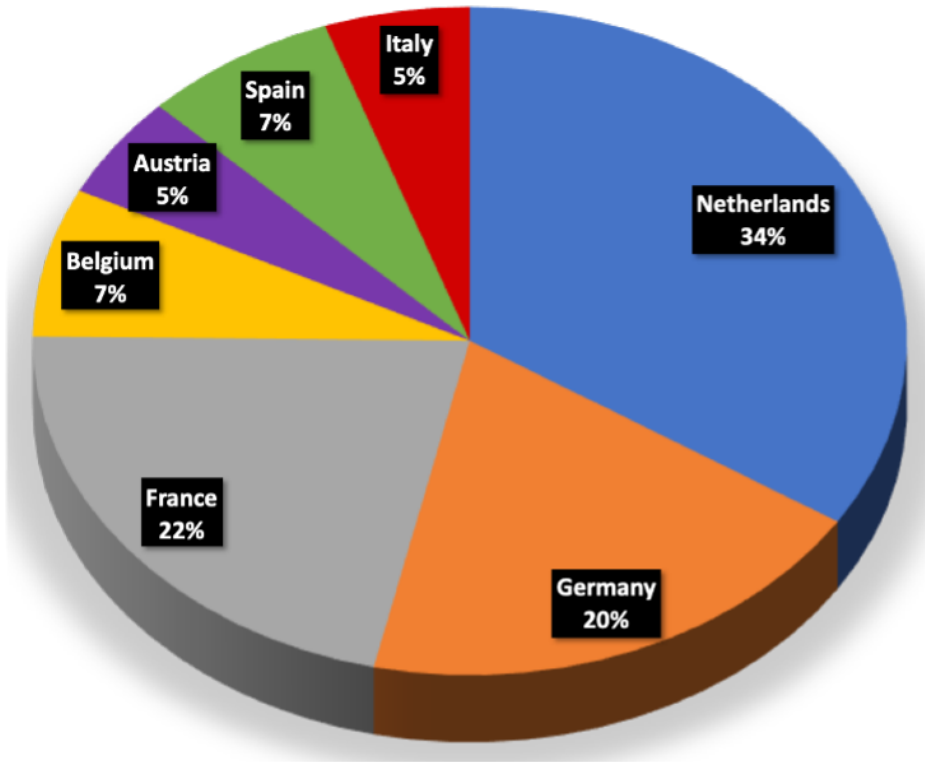
Stock Positions	Amount	Purchase price
Aegon	6500	3.96
Air Liquide	200	124.05
ArcelorMittal	1000	15.67
Assicurazioni Generali	800	16.74
Bayerische Motoren Werke	400	63.72
Carrefour	1500	16.57
Deutsche Telekom	1200	15.16
Endesa	800	22.98
Fresenius	300	63.42
ING Group	1500	10.14
RANDSTAD	500	43.79
Royal Dutch Shell	1100	28.18
Siemens	200	93.90
Solvay	200	89.18
Unibail-Rodamco-Westfield	200	126.63
Voestalpine	600	26.38

Option Positions	Amount	Purchase price
AGN Dec 3.6 Put	5	0.25
AGN Mar 3.6 Put	10	0.25
AGN Mar 4 Call	-10.00	0.11
AGN Mar 4.4 Call	-10.00	0.19
AI Nov 130 Call	-2.00	1.90
BMW Nov 65 Call	-1.00	0.95
BMW Dec 64 Call	-3.00	2.25
BMW Mar 60 Put	-1.00	2.95
CAR Oct 15.6 Call	-5.00	0.78
CAR Oct 17 Call	-5.00	0.39
DTE Dec 15.5 Call	-6.00	0.51
DTE Dec 15 Put	-4.00	0.52
ELE Dec 23 Call	-7.00	0.90
ELE Dec 23 Put	-5.00	0.90
FME Nov 65 Call	-3.00	1.60
FME Nov 65 Put	-2.00	3.35
G Oct 17.5 Call	-4.00	0.52
G Dec 16.5 Put	-8.00	0.50
G Dec 15 Put	2	0.23
ING Oct 9.6 Call	-5.00	0.25
ING Dec 10.5 Put	-5.00	1.57
MT Nov 14 Put	-5.00	0.90
MT Dec 13 Call	-3.00	1.02
MT Dec 15 Call	-5.00	0.44
MT Mar 17 Put	-5.00	3.51
RD Nov 26.5 Call	-2.00	0.75
RD Oct 25.5 Call	-3.00	0.65
RD Dec 26 Call	-4.00	0.96
RSH Oct 44.88 Call	-3.00	1.25
RSH Mar 44.88 Call	-1.00	1.44
RSH Mar 48.78 Put	-2.00	4.95
SIE Nov 96 Call	-2.00	3.85
SIE Dec 100 Put	-2.00	7.33
SOL Oct 98 Put	-1.00	2.92
SOL Mar 90 Call	-2.00	5.98
UBL Nov 126 Call	-1.00	1.95
UBL Mar 130 Call	-1.00	8.50
UBL Mar 130 Put	-1.00	9.10
VOE Dec 28 Call	-6.00	1.00

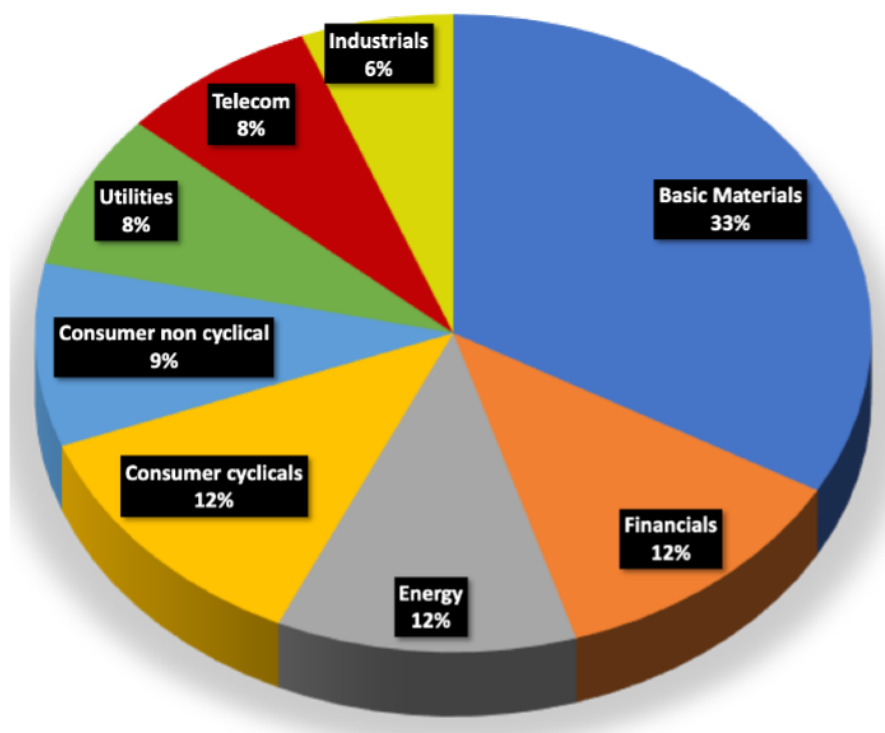
Call Fund

Monthly Portfolio update: October 2019

Geographical Spreading



Sector Spreading



Stock and Options Positions

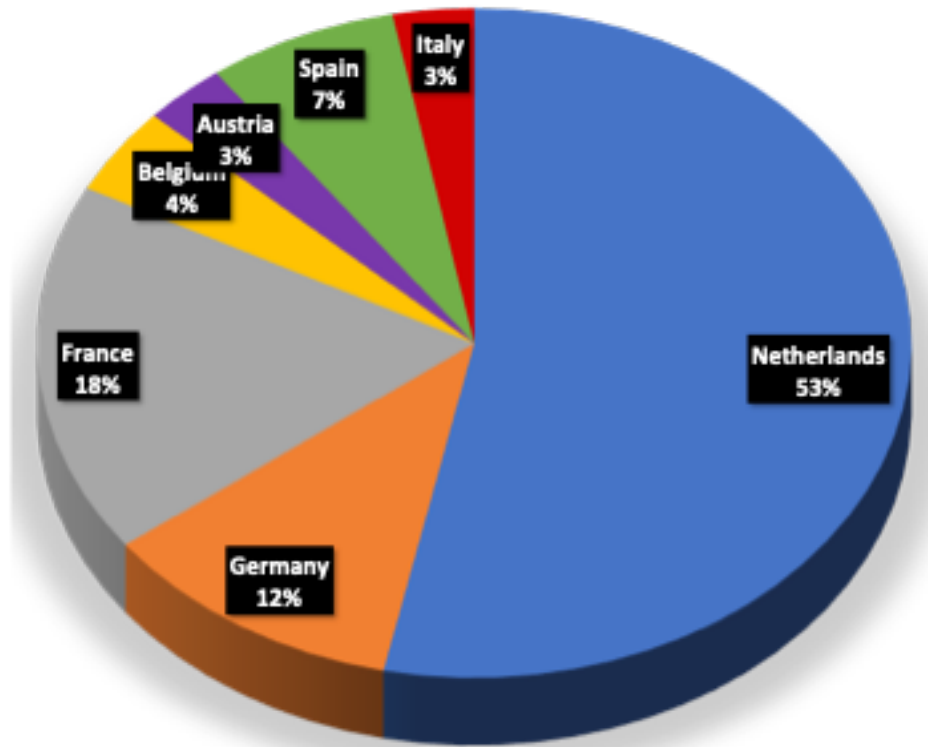
Stock Positions	Amount	Purchase price
ACS	400	35.54
Aegon	6500	3.96
Air Liquide	200	113.49
ArcelorMittal	1000	15.67
Assicurazioni Generali	800	16.74
Bayerische Motoren Werke	400	63.24
Carrefour	1500	16.57
Deutsche Telekom	1200	15.16
Endesa	800	22.98
Fresenius	300	63.42
ING Group	1500	10.14
RANDSTAD	500	42.85
Royal Dutch Shell	1100	28.18
Solvay	200	92.47
Voestalpine	600	26.38

Option Positions	Amount	Purchase price
AGN Dec 3.6 Put	5	0.25
AGN Mar 3.6 Put	10	0.25
AGN Mar 4 Call	-10.00	0.11
AGN Mar 4.4 Call	-10.00	0.19
AGN Dec 4 Call	-5.00	0.11
ACS Mar 36 Call	-2.00	1.60
AI Nov 118.18 Call	-3.00	1.85
BMW Dec 70 Call	-3.00	1.75
CAR Dec 16 Call	-5.00	0.38
CAR Mar 17 Put	-5.00	2.45
DTE Dec 15.5 Call	-6.00	0.51
ELE Dec 23 Call	-7.00	0.90
ELE Dec 23 Put	-5.00	0.90
FME Dec 62 Call	-2.00	0.75
G Dec 18 Call	-4.00	0.61
G Dec 15 Put	2	0.23
ING Nov 10.2 Call	-6.00	0.36
ING Sep 8.8 Put	3	1.10
MT Nov 14 Put	-5.00	0.90
MT Dec 15 Call	-8.00	0.51
MT Mar 17 Put	-5.00	3.51
MT Jun 11 Put	4	1.53
RD Nov 26.5 Call	-2.00	0.75
RD Dec 26 Call	-4.00	0.96
RSH Nov 50 Call	-2.00	0.90
RSH Mar 48.78 Put	-2.00	4.95
SIE Dec 100 Put	-2.00	7.32
SOL Mar 90 Call	-2.00	5.98
UBL Dec 140 Put	-2.00	4.50
UCB Dec 70 Put	-2.00	1.25
VOE Dec 28 Call	-6.00	1.00
VOE Dec 24 Put	-4.00	1.20

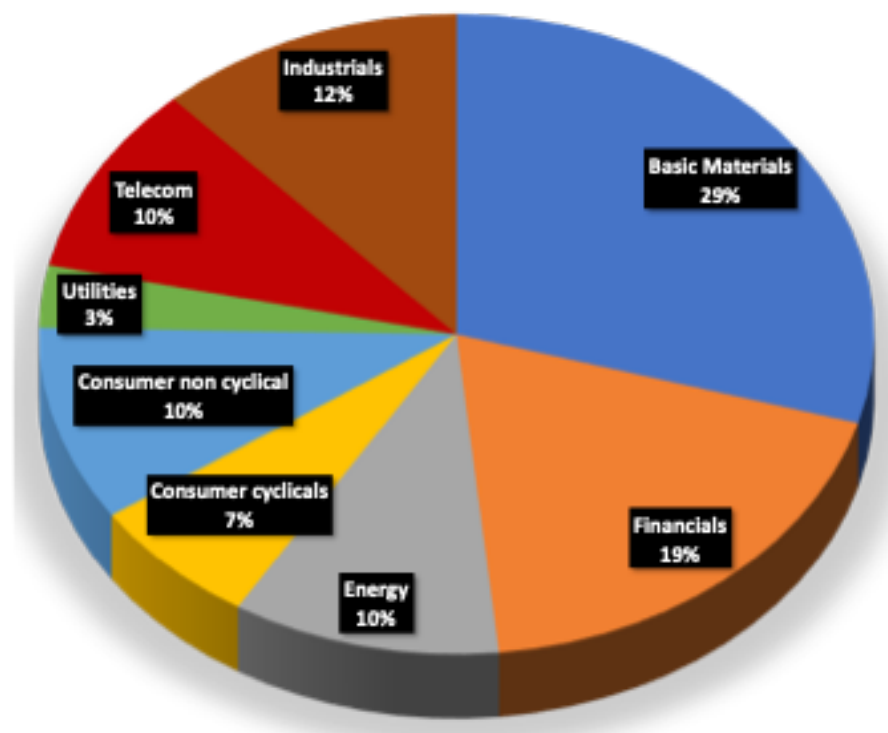
Call Fund

Monthly Portfolio update: November 2019

Geographical Spreading



Sector Spreading



Stock and Options Positions

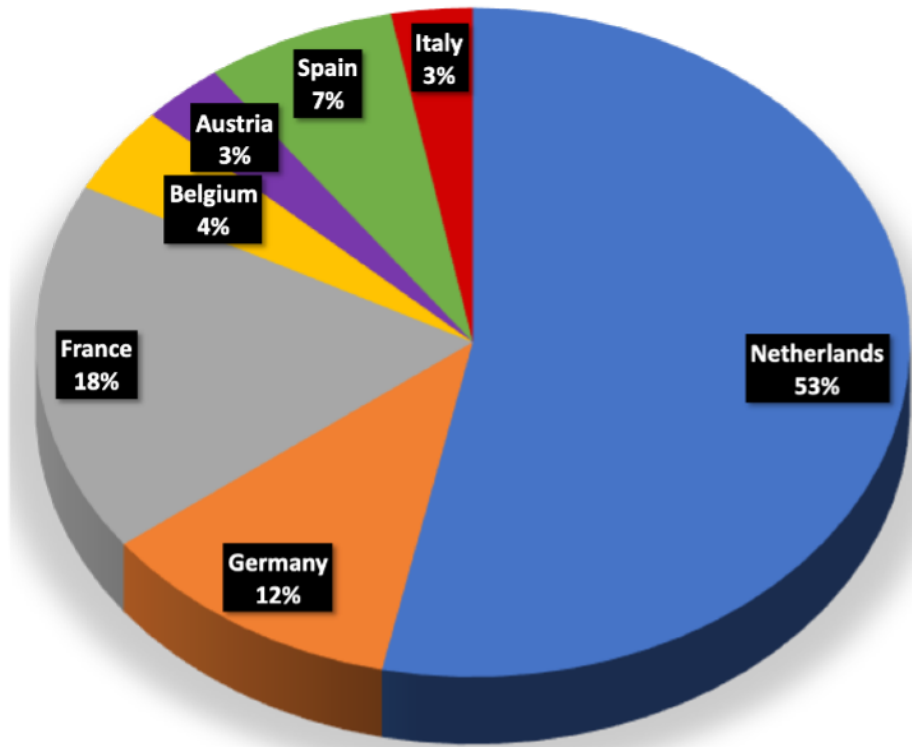
Stock Positions	Amount	Purchase price
ACS	600	35.85
Aegon	6500	3.96
Air Liquide	300	113.49
ArcelorMittal	1000	15.67
Assicurazioni Generali	400	16.74
Carrefour	2000	16.34
Deutsche Telekom	2000	15.20
Endesa	800	22.98
Fresenius	200	63.42
ING Group	1500	10.14
Publicis Groupe	500	39.17
Randstad	200	42.85
Royal Dutch Shell	1100	28.18
Solvay	200	92.47
Voestalpine	600	26.38

Option Positions	Amount	Purchase price
ACS Dec 36 Call	-2.00	0.85
ACS Dec 36 Put	-2.00	1.55
ACS Mar 36 Call	-2.00	1.60
AGN Dec 3.6 Put	5	0.25
AGN Dec 4 Call	-5.00	0.11
AGN Mar 3.6 Put	10	0.25
AGN Mar 4 Call	-10.00	0.11
AGN Mar 4.4 Call	-10.00	0.19
AI Dec 122.73 Call	-3.00	1.32
CA Dec 16 Call	-8.00	0.36
CA Mar 17 Put	-5.00	2.45
ELE Dec 23 Call	-2.00	0.90
ELE Dec 23 Put	-5.00	0.90
FME Dec 66 Put	-3.00	1.72
FME Jan 68 Call	-2.00	1.05
G Dec 15 Put	2	0.23
G Dec 20 Put	-4.00	0.92
G Feb 19 Call	-2.00	0.04
ING Dec 10.5 Call	-6.00	0.05
ING Dec 11 Call	-4.00	0.22
ING Sep 8.8 Put	3	1.10
MT Dec 15 Call	-10.00	0.67
MT Jun 11 Put	4	1.53
MT Mar 17 Put	-5.00	3.51
PU Jan 40 Call	-5.00	0.09
RD Dec 27 Call	-6.00	0.42
RD Dec 27 Put	-4.00	0.55
RD Jan 26.5 Call	-3.00	0.90
RSH Dec 50 Call	-2.00	2.50
RSH Jan 53 Put	-2.00	1.63
SOL Dec 100 Call	-2.00	3.50
UBL Dec 140 Put	-2.00	4.50
UCB Dec 70 Put	-2.00	1.25
VOE Dec 24 Put	-4.00	1.20
VOE Dec 28 Call	-6.00	1.00

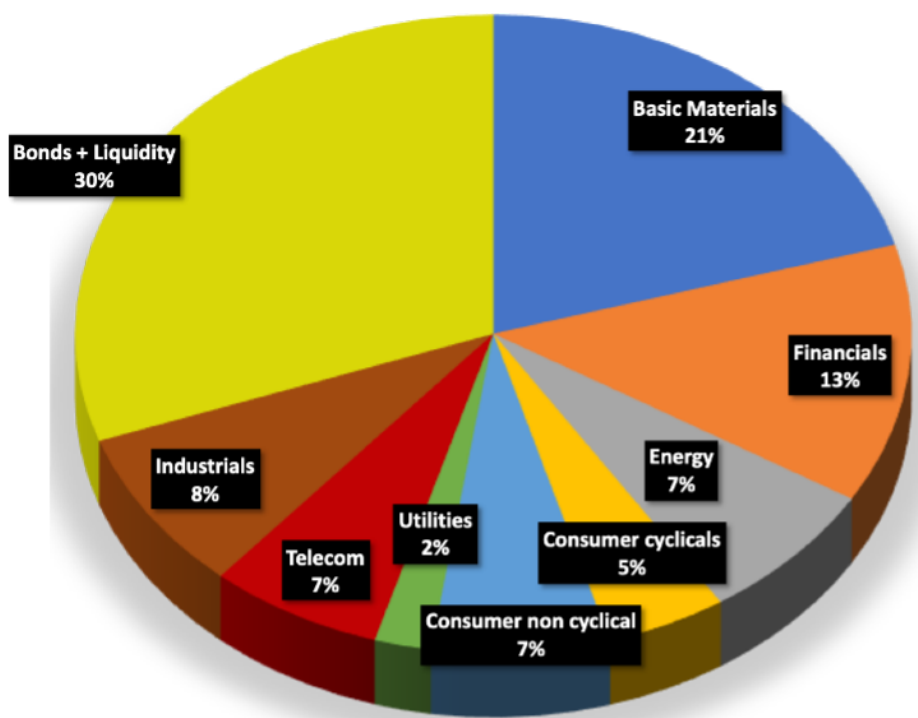
Call Fund

Monthly Portfolio update: December 2019

Geographical Spreading



Sector Spreading



Stock and Options Positions

Stock Positions	Amount	Purchase price
ACS	700	35.65
Aegon	6500	4.07
Air Liquide	300	126.20
ArcelorMittal	1000	15.64
Assicurazioni Generali	800	18.40
Carrefour	2000	14.95
Deutsche Telekom	2000	14.60
Endesa	400	23.79
Fresenius	400	65.96
ING Group	1500	10.69
Publicis Groupe	500	40.36
Randstad	200	54.44
Royal Dutch Shell	1200	26.17
Solvay	200	103.30
Unibel	200	140.65
Voestalpine	600	24.86

Options Positions				Amount	Purchase price
AGN	Mar	3.6	Put	10.00	0.25
ING	Sep	8.8	Put	3.00	1.10
MT	Jun	11	Put	4.00	1.53
ACS	Feb	35	Call	-3.00	1.20
ACS	Feb	36	Call	-4.00	0.75
AGN	Mar	4	Call	-10.00	0.11
AGN	Mar	4.4	Call	-10.00	0.19
AI1	Feb	125	Call	-3.00	2.91
CAR	Mar	17	Put	-5.00	2.45
CAR	Feb	15.2	Call	-10.00	0.46
DTE	Jan	15	Call	-5.00	0.26
DTE	Mar	15	Call	-5.00	0.32
ELE	Mar	25	Call	-2.00	0.75
FME	Jan	68	Call	-2.00	1.05
FME	Feb	66	Call	-2.00	1.85
G	Mar	18.5	Call	-3.00	0.55
G	Feb	19	Call	-2.00	0.40
ING	Jan	11	Call	-6.00	0.20
ING	Feb	11	Call	-4.00	0.28
MT	Mar	17	Put	-5.00	3.51
MT	Feb	16.5	Call	-8.00	1.14
PU4	Jan	40	Call	-5.00	0.90
RD	Jan	26.5	Call	-3.00	0.90
RD	Feb	26.5	Call	-3.00	0.50
RSH	Jan	53	Put	-2.00	1.63
RSH	Feb	54	Call	-2.00	2.18
SOL	Feb	104	Call	-2.00	2.75
UBL	Mar	140	Call	-1.00	4.55
UBL	Mar	144	Call	-1.00	2.70
UCB	Feb	70	Put	-3.00	1.55
UN	Jan	52	Put	-3.00	1.26