

Call Fund

2020 Monthly positions overview

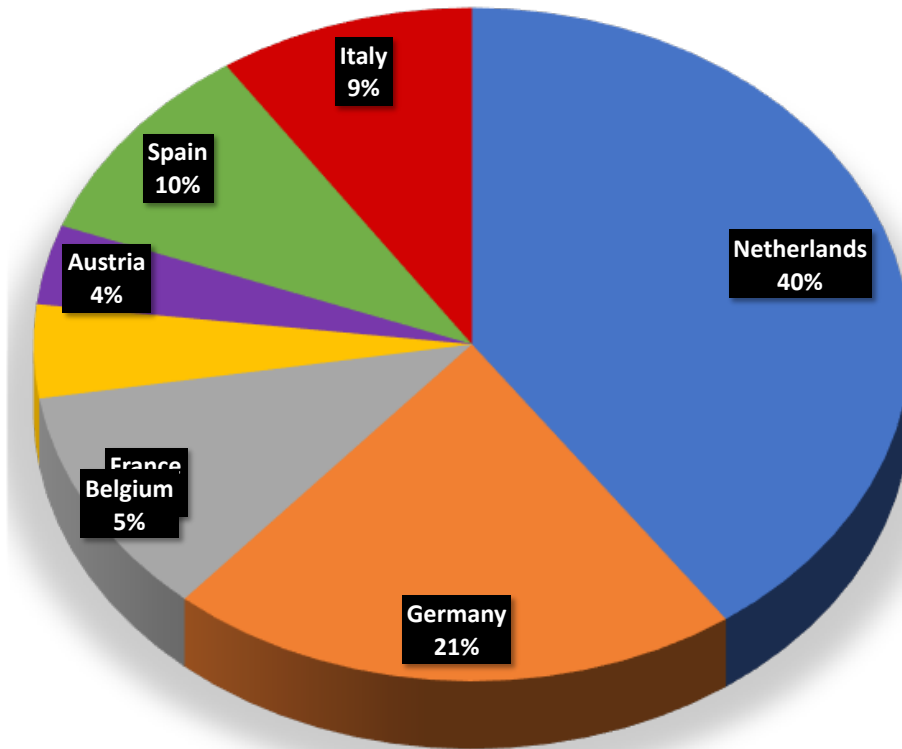
Table of Content

Monthly Portfolio update: January 2020	3
Monthly Portfolio update: February 2020	5
Monthly Portfolio update: March 2020	7
Monthly Portfolio update: April 2020	9
Monthly Portfolio update: May 2020	11
Monthly Portfolio update: June 2020	13
Monthly Portfolio update: July 2020	15
Monthly Portfolio update: August 2020	17
Monthly Portfolio update: September 2020	19
Monthly Portfolio update: October 2020	21
Monthly Portfolio update: November 2020	23
Monthly Portfolio update: December 2020	25

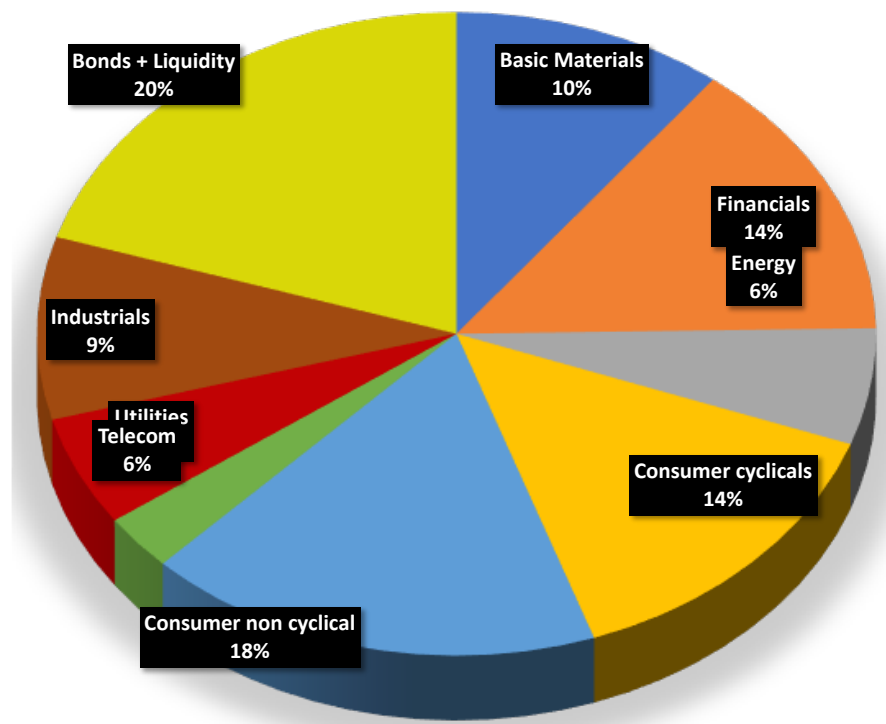
Call Fund

Monthly Portfolio update: January 2020

Geographical Spreading



Sector Spreading



Stock and Options Positions

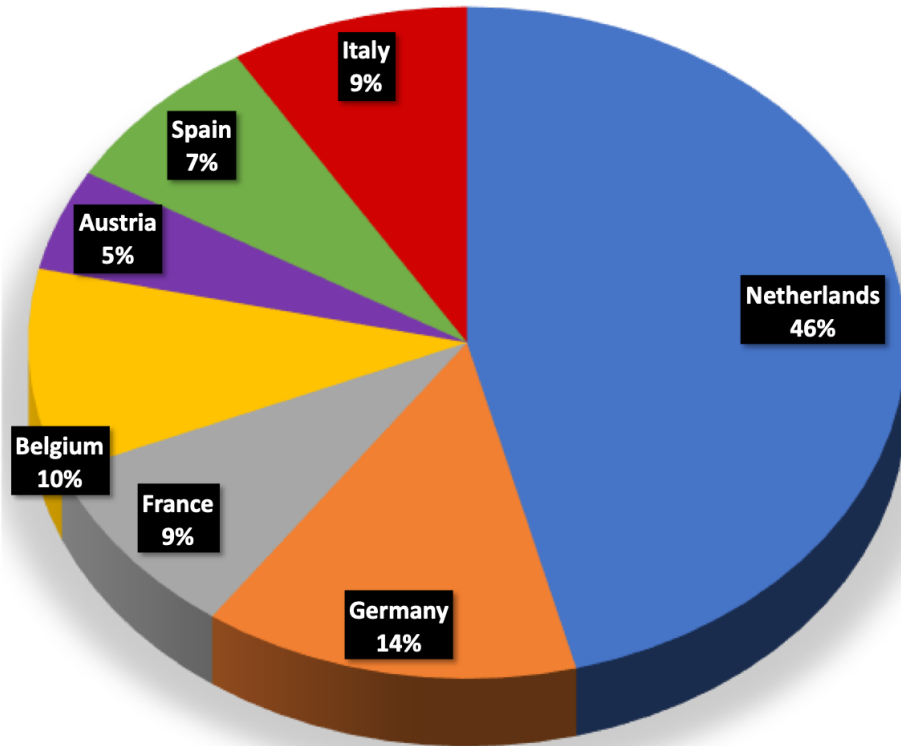
Stock Positions	Amount	Purchase price
ACS	700	35.65
Aegon	6500	4.07
Air Liquide	300	126.20
ArcelorMittal	1000	15.64
Assicurazioni Generali	800	18.40
Carrefour	2000	14.95
Deutsche Telekom	2000	14.60
Endesa	400	23.79
Fresenius	400	65.96
ING Group	1500	10.69
Publicis Groupe	500	40.36
Randstad	200	54.44
Royal Dutch Shell	1200	26.17
Solvay	200	103.30
Unibail	200	140.65
Voestalpine	600	24.86

Options Positions	Amount	Purchase price
AGN Mar 3.6 Put	10.00	0.25
ING Sep 8.8 Put	3.00	1.10
MT Jun 11 Put	4.00	1.53
ACS Feb 35 Call	-3.00	1.20
ACS Feb 36 Call	-4.00	0.75
AGN Mar 4 Call	-10.00	0.11
AGN Mar 4.4 Call	-10.00	0.19
AI1 Feb 125 Call	-3.00	2.91
CAR Mar 17 Put	-5.00	2.45
CAR Feb 15.2 Call	-10.00	0.46
DTE Jan 15 Call	-5.00	0.26
DTE Mar 15 Call	-5.00	0.32
ELE Mar 25 Call	-2.00	0.75
FME Jan 68 Call	-2.00	1.05
FME Feb 66 Call	-2.00	1.85
G Mar 18.5 Call	-3.00	0.55
G Feb 19 Call	-2.00	0.40
ING Jan 11 Call	-6.00	0.20
ING Feb 11 Call	-4.00	0.28
MT Mar 17 Put	-5.00	3.51
MT Feb 16.5 Call	-8.00	1.14
PU4 Jan 40 Call	-5.00	0.90
RD Jan 26.5 Call	-3.00	0.90
RD Feb 26.5 Call	-3.00	0.50
RSH Jan 53 Put	-2.00	1.63
RSH Feb 54 Call	-2.00	2.18
SOL Feb 104 Call	-2.00	2.75
UBL Mar 140 Call	-1.00	4.55
UBL Mar 144 Call	-1.00	2.70
UCB Feb 70 Put	-3.00	1.55
UN Jan 52 Put	-3.00	1.26

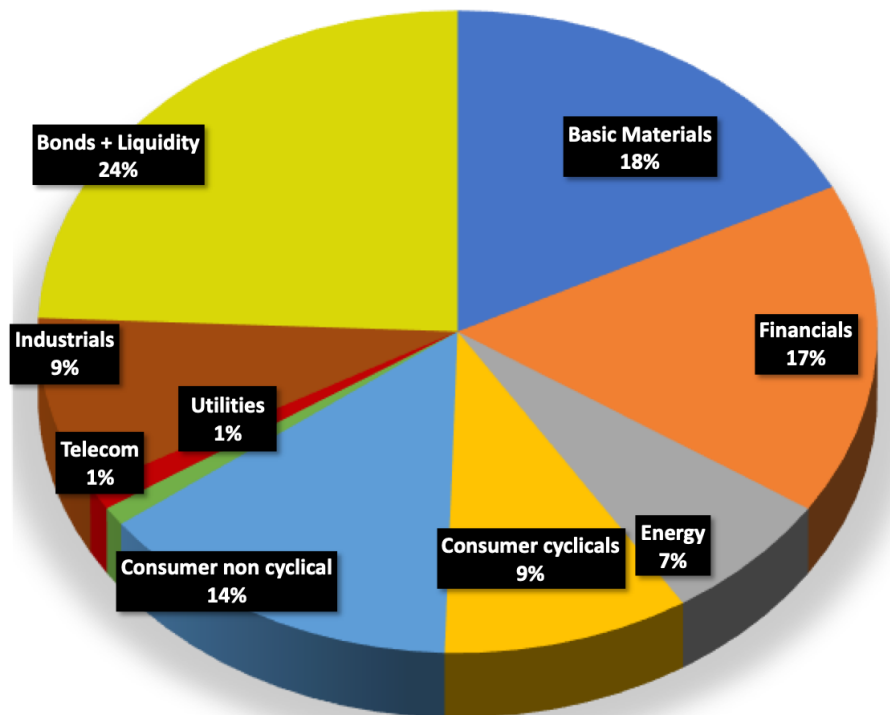
Call Fund

Monthly Portfolio update: February 2020

Geographical Spreading



Sector Spreading



Stock and Options Positions

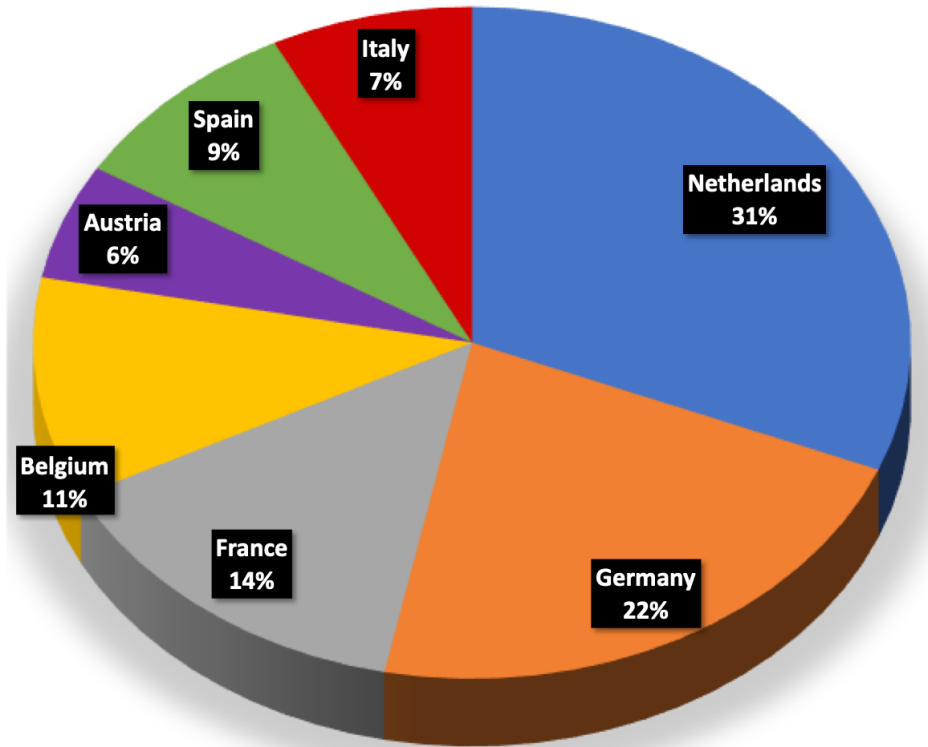
Stock Positions	Amount	Purchase price
ABN AMRO	1000	15.86
ACS	1000	35.46
AEGON	7000	3.94
ANHEUSER-BUSCH INBEV	300	68.73
ARCELOR MITTAL	1000	15.67
ASSICURAZIONI GENERALI	800	18.37
BASF	400	62.08
CARREFOUR	2000	16.34
DAIMLER	600	42.68
DEUTSCHE TELEKOM	2000	15.20
ENDESA	600	23.14
FIAT CHRYSLER AUTOMOBILES	2500	12.66
HEIDELBERG CEMENT	300	61.28
ING	2000	10.24
PUBLICIS	500	39.79
RANDSTAD	200	42.85
ROYAL DUTCH SHELL	1300	27.80
UNIBAIL-RODAMCO-WESTFIELD	300	135.03
UNILEVER	600	51.55
VOESTALPINE	800	25.86

Options Positions	Amount	Purchase price
ABN Apr 13 Call	-2	1.26
ABN Mar 14 Call	-5	0.48
ACS May 26 Put	5	1.30
ACS Mar 31 Call	-6	1.02
AGN Mar 3 Call	-25	0.22
AGN Mar 3.4 Call	-20	0.19
BAS Apr 50 Put	3	2.17
BAS Mar 56 Call	-5	1.10
CAR Apr 16 Call	-5	0.80
DAI Apr 37 Put	2	2.90
DTE Sep 14.5 Put	5	0.90
DTE Mar 15 Call	-3	0.32
ELE Mar 25 Call	-2	0.75
FCA Jun 10.5 Put	2	0.65
FME Mar 70 Put	-3	2.30
G Mar 17.5 Call	-8	0.36
HEI May 62 Call	-3	1.05
ING Sep 8.8 Put	8	0.61
ING Mar 8.4 Call	-10	0.52
ITK Mar 60 Call	-1	3.80
MT Jun 11 Put	4	1.53
MT Apr 14.5 Call	-4	0.72
MT Mar 12.5 Call	-2	1.00
MT Mar 14 Call	-3	0.75
MT Mar 15 Call	-3	0.71
PU4 Mar 41 Call	-5	0.74
RD Sep 22 Put	4	1.20
RD Apr 21.5 Call	-8	0.60
RND Jun 46.8 Put	3	1.90
RND Apr 52 Call	-4	1.05
RND Mar 57 Put	-2	2.38
SOL Mar 96 Call	-3	1.30
TOTB Apr 46 Put	-5	2.42
UBL Mar 122 Call	-2	1.30
UBL Mar 126 Call	-1	2.80
UN Apr 53 Call	-2	1.20
UN Jun 54 Call	-3	0.70

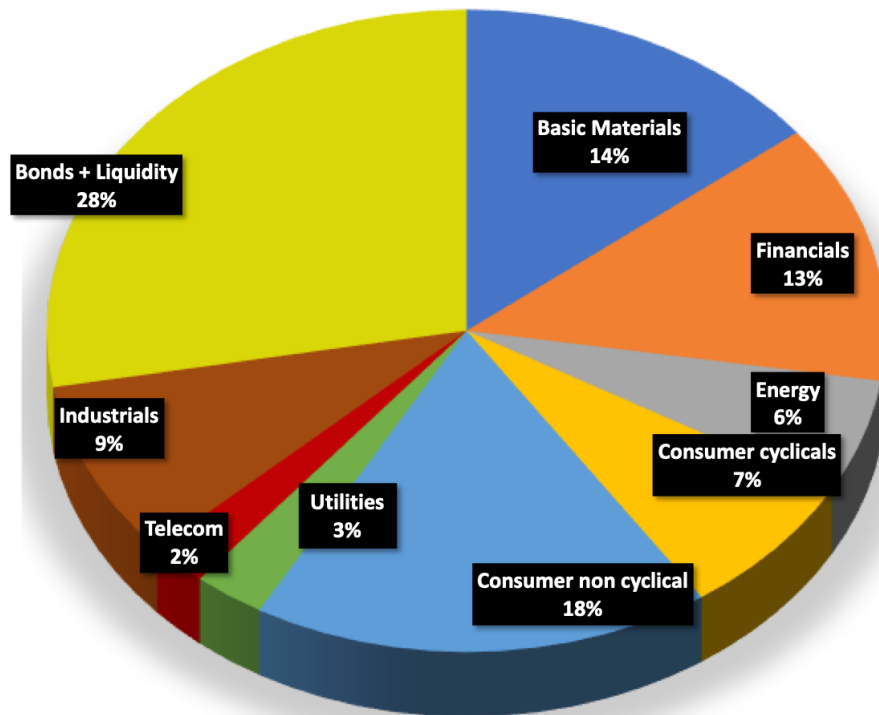
Call Fund

Monthly Portfolio update: March 2020

Geographical Spreading



Sector Spreading



Stock and Options Positions

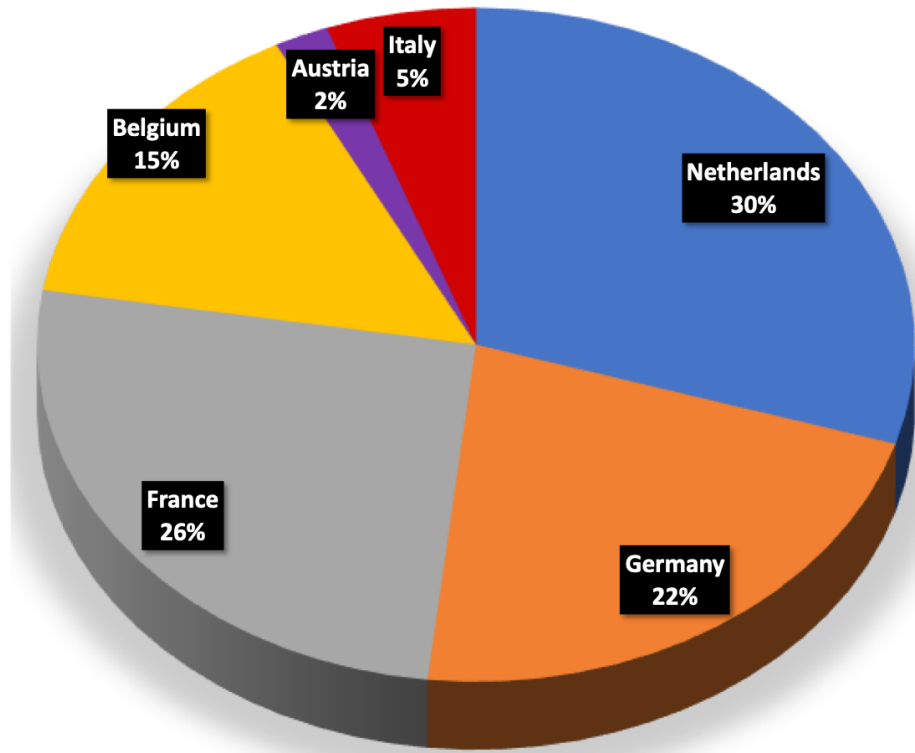
Stock Positions	Amount	Purchase price
ABN AMRO GROUP NV-CVA	700	6.92
ACS ACTIVIDADES CONS Y SERV	1500	14.46
AEGON NV	5000	2.23
ANHEUSER-BUSCH INBEV SA/NV	500	35.74
ARCELORMITTAL	800	7.08
ASSICURAZIONI GENERALI	1800	13.54
BASF SE (GR)	500	39.57
CARREFOUR SA	400	15.69
COVESTRO AG	600	27.14
DAIMLER AG-REGISTERED SHARES (GR)	500	22.12
DEUTSCHE TELEKOM AG-REG	800	11.54
EDF	3000	7.02
ENDESA SA	600	15.77
ENGIE	2000	9.44
FIAT CHRYSLER AUTOMOBILES NV	1500	8.32
FRESENIUS MEDICAL CARE AG &	500	64.06
HEIDELBERGCEMENT AG	300	42.37
ING GROEP NV	3500	5.19
ISHARES CORE EURO CORP BOND	100	134.05
PROXIMUS	600	21.07
PUBLICIS GROUPE	600	23.93
RANDSTAD HOLDING NV	700	36.96
ROYAL DUTCH SHELL PLC-A SHS (NA)	1500	13.57
SOLVAY SA	200	61.32
UNIBAIL-RODAMCO-WESTFIELD	400	49.99
UNILEVER NV	600	51.00
VOESTALPINE AG	1300	14.56

Options Positions	Amount	Purchase price
ABN Sep 7.5 Put	5	2.1
CA1 Jun 14 Put	3	1.63
HEI Dec 30 Put	4	4
ABN Apr 9 Put	-5	1.82
ACS May 17 Put	-3	1.95
ACS Apr 14 Call	-9	1.239
ACS Apr 14.5 Call	-6	1.55
AGN Apr 2 Call	-30	0.2
AGN Apr 2.1 Put	-60	0.255
BAS Apr 40 Call	-3	3.17
BAS Apr 42 Call	-2	2.7
BAS Apr 42 Put	-2	3.13
CA1 Apr 15 Put	-10	1.375
CAR Apr 16 Call	-3	0.8
DAI Apr 23 Call	-2	2.3
DAI Apr 31 Call	-2	2.6
DAI Apr 32 Call	-1	2.2
DTE Apr 12 Call	-4	0.8
DTE Apr 15 Put	-8	0.85
ELE Apr 18 Call	-6	1.15
ELE Apr 17 Put	-5	1.3
FCA Apr 6 Call	-2	0.825
FME Apr 56 Call	-2	2.9
G Apr 12 Call	-5	0.55
GZF Apr 9.5 Call	-10	0.45
HEI Apr 30 Call	-3	3
HEI Apr 33 Put	-2	3.07
HEI Apr 44.5 Put	-1	4.2
HEI Apr 52 Put	-2	1.7
ING Apr 5 Call	-30	0.58333333
ING Apr 5.2 Put	-15	0.69
ITK Apr 35 Call	-1	2.05
ITK Apr 46 Call	-2	1.55
ITK Apr 55 Call	-2	0.9
MT Apr 7.6 Call	-4	0.75
MT Apr 8.4 Call	-3	0.9
PU4 Apr 25 Call	-5	1.8
PU4 Apr 23 Put	-4	2.4
RD May 16 Call	-5	1.5
RD Apr 11 Call	-5	1.21
RD Apr 12 Call	-5	1.45
RND Apr 36 Call	-5	1.626
RSH Apr 30 Call	-2	2.3
RSH Apr 32 Put	-2	3.6
SOL Apr 70 Call	-1	3.1
SOL Apr 76 Call	-1	4.5
SOL Apr 76 Put	-2	4.9
TOTB Apr 46 Put	-5	2.42
UBL May 52 Put	-1	8.1
UBL Apr 61 Call	-4	4.6
UN Apr 43 Call	-3	1.44
UN Apr 48 Call	-1	1.9
VOE Apr 17 Call	-6	1
VOE Apr 18.5 Call	-3	1

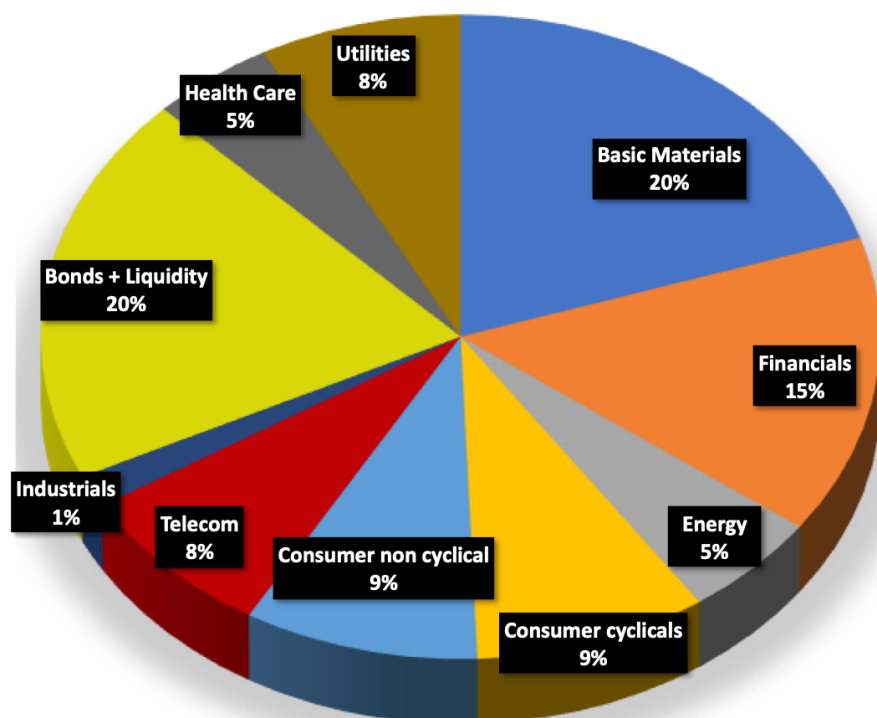
Call Fund

Monthly Portfolio update: April 2020

Geographical Spreading



Sector Spreading



Stock and Options Positions

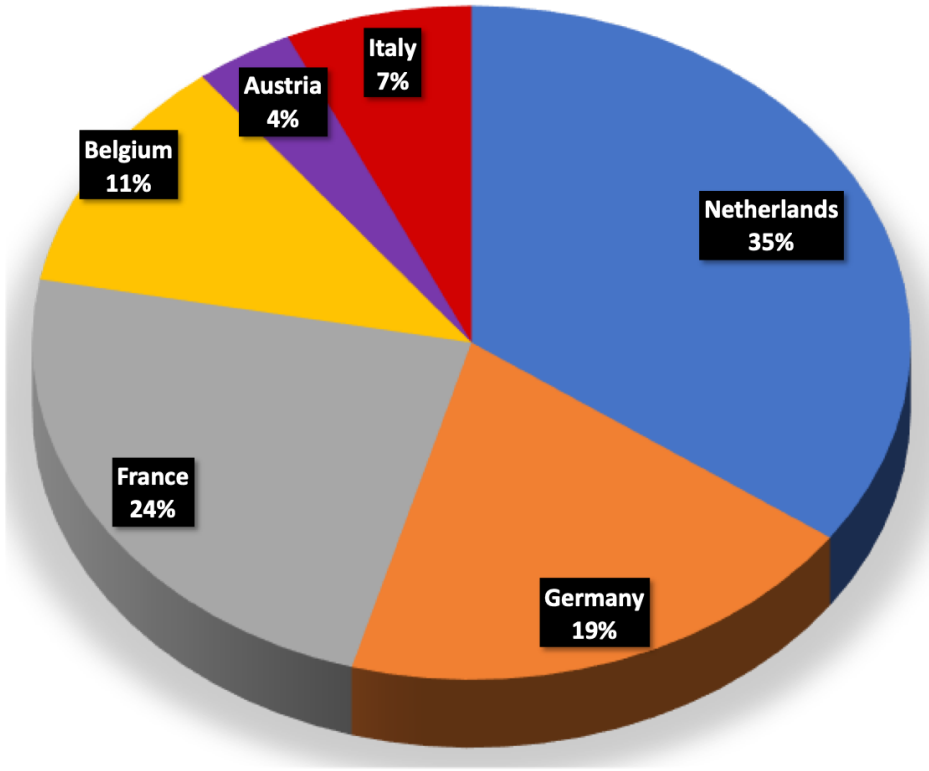
Stock Positions	Amount	Purchase price
ABN AMRO GROUP NV-CVA	1700	7.56
AEGON NV	6000	2.21
ANHEUSER-BUSCH INBEV SA/NV	200	37.01
ARCELORMITTAL	600	7.89
ASSICURAZIONI GENERALI	1300	12.13
BASF SE (GR)	500	39.57
CARREFOUR SA	1400	15.20
DAIMLER AG-REGISTERED SHARES (GR)	300	23.03
DEUTSCHE TELEKOM AG-REG	1200	13.82
EDF	2400	6.99
ENGIE	1800	9.38
FIAT CHRYSLER AUTOMOBILES NV	500	6.40
FRESENIUS MEDICAL CARE AG &	300	60.09
HEIDELBERGCEMENT AG	300	49.50
ING GROEP NV	5000	5.19
ISHARES CORE EURO CORP BOND	100	134.05
PROXIMUS	1000	20.12
PUBLICIS GROUPE	1000	25.86
RANDSTAD HOLDING NV	200	28.60
ROYAL DUTCH SHELL PLC-A SHS (NA)	500	11.26
SOLVAY SA	400	68.66
TOTAL SA	500	46.00
UNIBAIL-RODAMCO-WESTFIELD	500	51.50
UNILEVER NV	300	50.34
VANG EURGVBD EURA	200	26.89
VOESTALPINE AG	400	13.47

Options Positions	Amount	Purchase price
1COV May 29 Put	15	1.6
ABN Jun 8 Put	4	2.34
ABN Sep 7.5 Put	5	2.1
ACS Mar 19 Put	5	3.3
CA1 Jun 14 Put	3	1.63
DTE Jun 11 Put	10	1.05
ELE Mar 17.5 Put	6	1.7
GZF Dec 7.2 Put	7	0.65
GZF Dec 8 Put	8	0.9
HEI Dec 30 Put	4	4
ING Dec 4.8 Put	10	1.9
ING Dec 5 Put	10	1.16
RND Dec 30 Put	5	3.45
ABN May 8 Put	-8	0.63
ACS May 17 Put	-3	1.95
ACS May 19 Put	-7	1.4
AGN May 2.2 Call	-30	0.19
AGN May 2.2 Put	-30	0.20
BAS May 46 Call	-2	1.89
BAS May 48 Call	-3	1.6
CAR May 13.6 Put	-3	0.5
DAI May 25 Call	-1	2.79
DAI May 33 Call	-1	1.32
DAI May 31 Put	-5	1.366
DTE May 12.6 Put	-10	0.47
E2F May 8.6 Put	-5	0.85
E2F Dec 8 Put	-7	1.49
FCA May 7.6 Call	-1	0.471
FCA May 7.4 Put	-2	0.56
FME May 60 Call	-2	3.1
FME May 66 Call	-1	2.55
FME May 72 Put	-1	2.16
G May 12.5 Call	-6	0.5
GZF May 10 Put	-7	0.6
HEI May 39 Put	-4	2.15
HEI May 43 Put	-1	1.72
HEI May 44 Put	-1	1.66
ING May 5.2 Put	-10	0.33
ITK May 39 Call	-1	2.76
ITK May 38 Put	-2	2.05
ITK May 41 Put	-3	2.83
ITK May 42 Put	-1	1.73
MT May 9 Call	-4	0.65
MT May 10 Put	-4	1.21
MT May 9.6 Put	-7	0.92
PU1 May 26 Call	-3	1.05
RD May 16 Call	-5	1.5
RND May 37 Put	-2	1.7
RSH May 35 Call	-2	2
RSH May 32 Put	-5	1.6
RSH May 37 Put	-2	1.27
SOL May 72 Call	-2	1.85
SOL Jun 72 Call	-2	3.5
TOTB May 30 Call	-2	2.2
TOTB May 34 Call	-3	1
UBL May 55 Call	-5	5.91
UBL May 52 Put	-2	8.75
UBL May 54 Put	-1	2.95
UN May 47 Call	-3	1.6
UN May 45 Put	-2	1.04
UN May 46 Put	-3	2.09

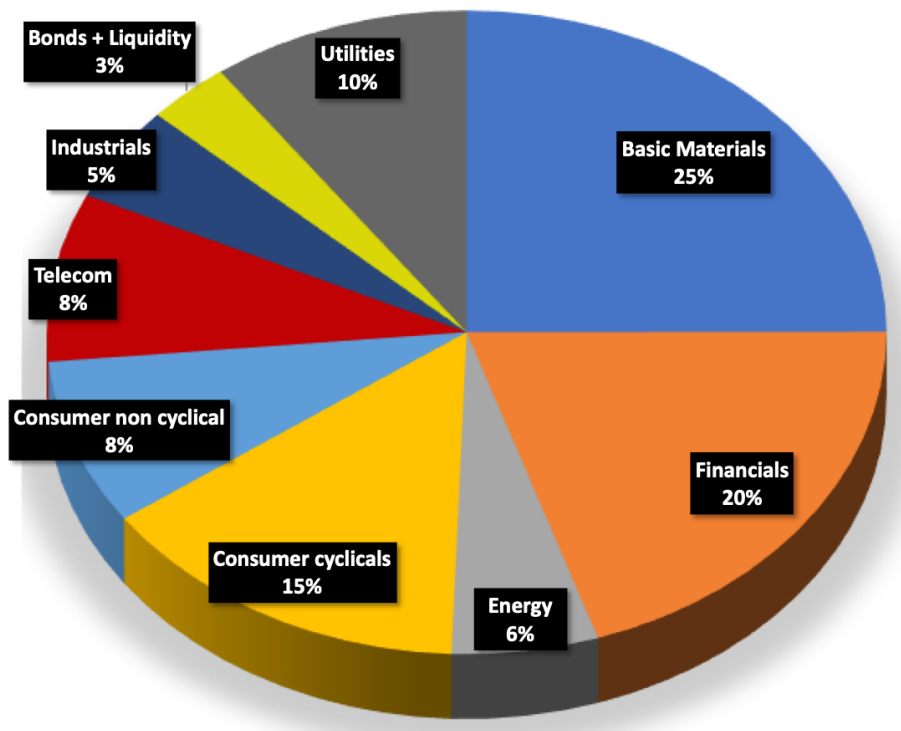
Call Fund

Monthly Portfolio update: May 2020

Geographical Spreading



Sector Spreading



Stock and Options Positions

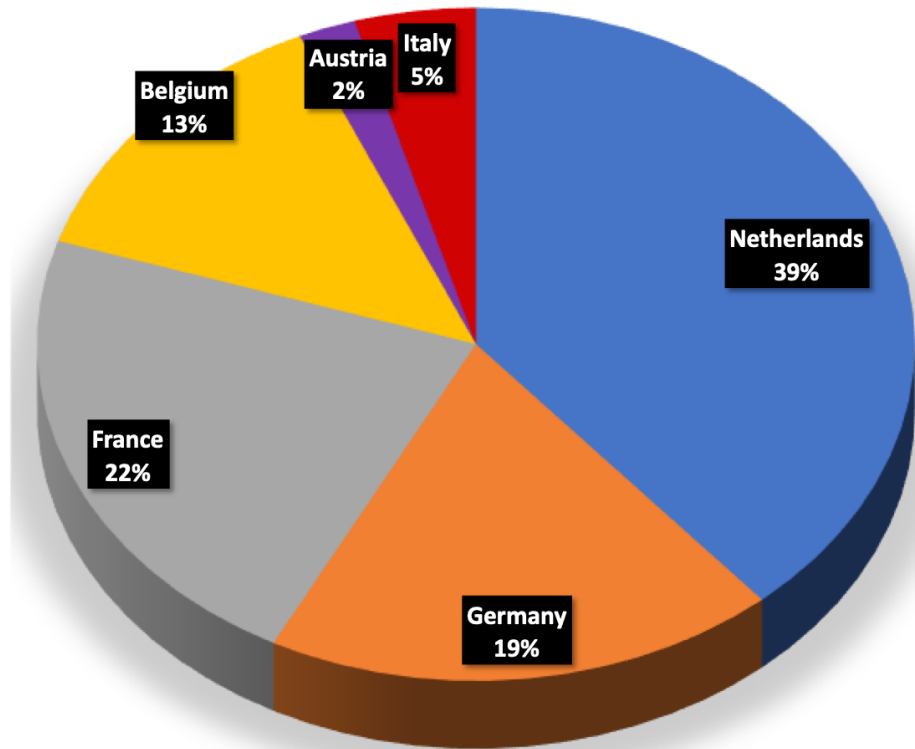
Stock Positions	Amount	Purchase price
ABN AMRO GROUP	1700	7.56
AEGON NV	9000	2.21
ANHEUSER-BUSCH INBEV SA/NV	200	37.01
ARCELORMITTAL	2700	8.72
ASSICURAZIONI GENERALI	1700	11.75
BASF	500	39.57
CARREFOUR SA	1400	15.20
DAIMLER AG	800	28.97
DEUTSCHE TELEKOM	1500	13.86
EDF	3500	7.10
ENGIE	2000	9.44
FIAT CHRYSLER AUTOMOBILES NV	1500	6.87
HEIDELBERG CEMENT	500	47.10
ING GROEP NV	6000	5.19
PROXIMUS	1100	19.35
PUBLICIS GROUPE	1100	25.70
RANDSTAD HOLDING NV	600	34.20
ROYAL DUTCH SHELL	500	11.26
SOLVAY SA	400	68.66
TOTAL SA	600	40.00
UNIBAIL-RODAMCO-WESTFIELD	500	51.50
UNILEVER NV	300	50.34
VANG EURGVBD EURA	50	26.89
VOESTALPINE AG	1000	15.58

Options Positions	Amount	Purchase price
ABN Sep 7.5 Put	5	2.1
ACS Mar 19 Put	5	3.3
DTE Jun 11 Put	10	1.05
EDF Dec 8 Put	15	1.6
ELE Mar 17.5 Put	6	1.7
ENG Dec 7.2 Put	7	0.65
ENG Dec 8 Put	8	0.9
HEI Dec 30 Put	4	4
ING Dec 4.8 Put	10	1.9
ING Dec 5 Put	5	1.16
RND Dec 30 Put	5	3.45
ABN Jun 9 Put	-6	2.22
ABN Jun 7.6 Call	-10	0.42
ACS Jul 24 Put	-11	4.77
AGN Jun 2.2 Call	-35	0.13
AGN Jun 2.2 Put	-20	0.24
BAS Jun 45 Call	-2	1.35
BAS Jun 46 Call	-3	1.40
BAS Jun 45 Put	-4	3.64
PXM Jun 18.5 Call	-6	0.55
PXM Jun 17.5 Put	-3	0.7
PXM Jun 19 Call	-5	0.95
CAR Jun 14.5 Put	-3	2
CAR Jun 13 Call	-4	0.4
DAI Jun 28 Call	-2	1.76
DAI Jun 33 Call	-6	1.14
DAI Jun 32 Put	-4	1.00
EDF Jun 9 Put	-4	1.75
DTE Jun 13 Call	-4	0.93
DTE Jun 13.6 Call	-7	0.43
ENG Jul 7.2 Call	-8	0.5
ENG Jun 7 Call	-5	0.55
ENG Jun 7.5 Call	-7	0.3
FCA Jun 7.5 Call	-3	0.30
FCA Jun 7.6 Put	-2	0.8
G I Jun 12.3 Call	-8	0.25
ENG Jun 10 Call	-20	0.24
HEI Jun 43 Call	-4	1.33
HEI Jun 45 Put	-2	1.93
ING Jun 4.9 Call	-10	0.36
ING Jun 5.4 Call	-20	0.22
ING Jun 6 Call	-15	0.37
ABI Jun 40 Call	-2	1
ABI Jun 40 Put	-2	3.4
MT Jun 8.5 Call	-17	0.63
PUB Jul 28 Call	-4	1.3
PUB Jun 26 Call	-4	1.1
PUB Jun 27 Call	-3	0.8
RD Jun 15 Call	-5	0.57
RSH Jul 36 Call	-3	2.05
RSH Jun 38 Call	-3	1.26
RSH Jun 38 Put	-4	1.07
SOL Jun 65 Call	-2	2.95
SOL Jun 72 Call	-2	2.25
SOL Jun 66 Put	-2	1.51
TOT Jun 31 Call	-2	2.65
TOT Jun 33 Call	-2	1.54
TOT Jun 34 Put	-3	1.08
UBL Jul 50 Call	-1	4.45
UBL Jun 50 Call	-2	3
UBL Jun 52 Call	-2	1.2
UBL Jun 53 Put	-2	9.35
UBL Jun 54 Put	-1	10.4
UN Jul 47 Put	-5	3.30
UN Jun 44 Call	-2	1.8

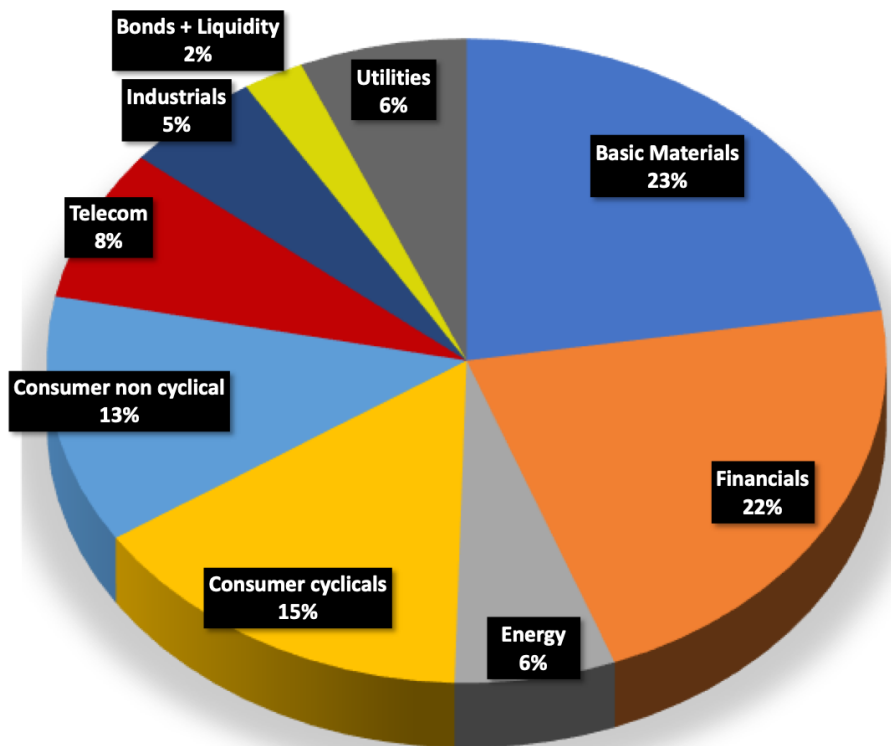
Call Fund

Monthly Portfolio update: June 2020

Geographical Spreading



Sector Spreading



Stock and Options Positions

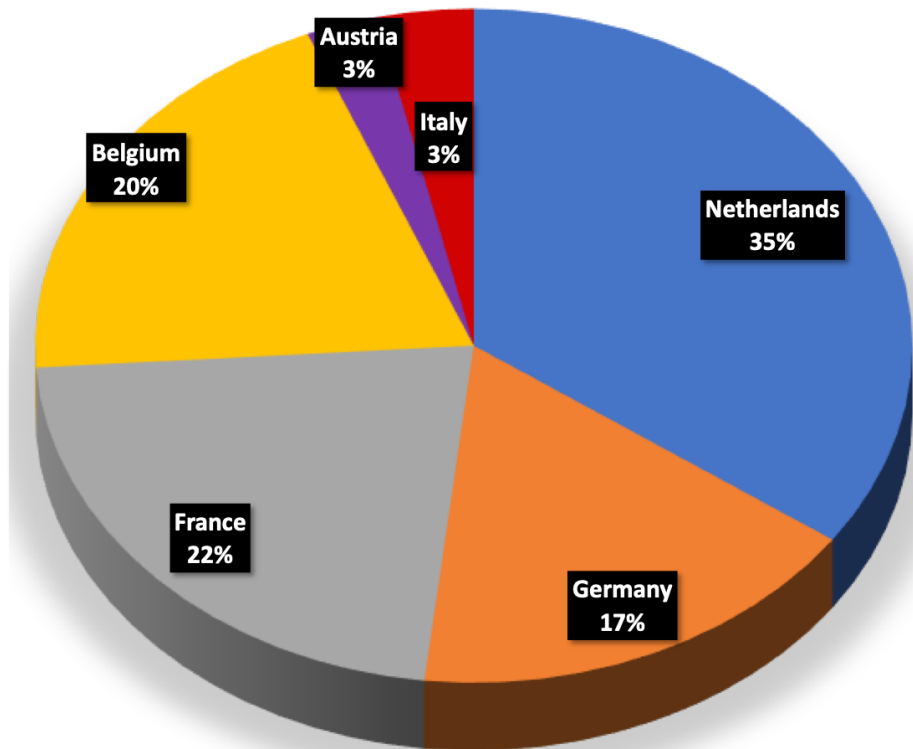
Stock Positions	Amount	Purchase price
ABN AMRO GROUP NV-CVA	1000	8.01
AEGON NV	12000	2.43
ANHEUSER-BUSCH INBEV SA/NV	200	37.01
ARCELORMITTAL	2500	9.49
ASSICURAZIONI GENERALI	1500	11.89
BASF SE (GR)	300	45.16
CARREFOUR SA	2025	14.63
DAIMLER AG-REGISTERED SHARES (GR)	1000	33.66
DEUTSCHE TELEKOM AG-REG	700	14.87
EDF	1900	7.91
ENDESA SA	600	22.23
ENGIE	500	9.47
HEIDELBERGCEMENT AG	500	45.71
ING GROEP NV	6000	5.56
PROXIMUS	1300	19.52
PUBLICIS GROUPE	1100	25.70
RANDSTAD HOLDING NV	600	34.20
ROYAL DUTCH SHELL PLC-A SHS (NA)	500	11.26
SOLVAY SA	400	68.66
TOTAL SA	600	40.00
TOTAL SA-SCRIP (FP)	600	0.00
UNIBAIL-RODAMCO-WESTFIELD	500	51.50
UNILEVER NV	400	47.06
VOESTALPINE AG	500	16.97

Options Positions	Amount	Purchase price
ABN Sep 7.5 Put	5	2.10
ABN Jul 8.4 Call	-3	0.65
ABN Jul 8 Put	-10	0.52
ACS Mar 19 Put	5	3.30
ACS Jul 23 Put	-4	1.60
ACS Jul 24 Put	-10	4.26
AGN Jul 2.5 Call	-40	0.25
AGN Jul 2.7 Call	-40	0.22
AGN Jul 2.8 Put	-20	0.35
BAS Jul 53 Call	-2	1.30
BAS Jul 54 Call	-1	1.01
BAS Jul 54 Put	-2	3.79
BX7 Jul 19 Call	-5	0.45
BX7 Aug 20 Call	-5	0.80
CA1 Jul 15 Call	-9	0.30
CAR Dec 12 Put	5	1.75
CAR Jul 15 Call	-5	0.40
DAI Jul 38 Call	-7	2.00
DTE Dec 12 Put	5	0.75
DTE Jun 11 Put	10	1.05
DTE Jul 15 Call	-4	0.24
DTE Jul 15 Put	-7	0.93
E2F Dec 8 Put	15	1.60
E2F Jul 8.4 Call	-10	0.43
ELE Mar 17.5 Put	6	1.70
EOQ Jul 10.4 Put	-15	0.48
G Jul 14 Call	-10	0.44
G Jul 12.5 Put	-8	0.24
GA1 Jul 11.5 Put	-15	0.57
GZF Dec 7.2 Put	7	0.65
GZF Dec 8 Put	8	0.90
GZF Jul 11 Call	-5	0.60
HEI Dec 30 Put	4	4.00
HEI Jul 47.5 Call	-2	3.55
HEI Jul 50 Call	-2	2.45
HEI Jul 51 Call	-1	1.90
ING Dec 4.8 Put	10	1.90
ING Dec 5 Put	5	1.16
ING Jul 6.4 Put	-10	0.52
ITK Jul 47 Call	-1	2.15
ITK Jul 48 Call	-1	1.30
ITK Jul 47 Put	-2	2.80
ITK Jul 50 Put	-2	4.18
MT Dec 8 Put	5	3.26
MT Jul 10 Call	-15	0.58
PU4 Jul 28 Call	-7	1.49
PU4 Jul 30 Call	-4	1.35
RD Jul 16 Call	-3	0.53
RD Jul 16 Put	-10	1.27
RND Dec 30 Put	2	3.45
RSH Jul 36 Call	-2	2.05
RSH Jul 38 Call	-2	2.79
RSH Jul 40 Call	-2	1.61
RSH Jul 40 Put	-2	1.87
SOL Jul 74 Call	-4	3.73
TOTB Jul 36 Call	-4	0.78
TOTB Jul 38 Call	-2	1.32
UBL Jul 57 Call	-3	5.55
UBL Jul 54 Put	-1	4.80
UBL Jul 56 Put	-1	5.40
UN Jul 47 Call	-3	1.50
UN Jul 48 Call	-1	2.20
VOE Jul 20 Call	-5	0.95

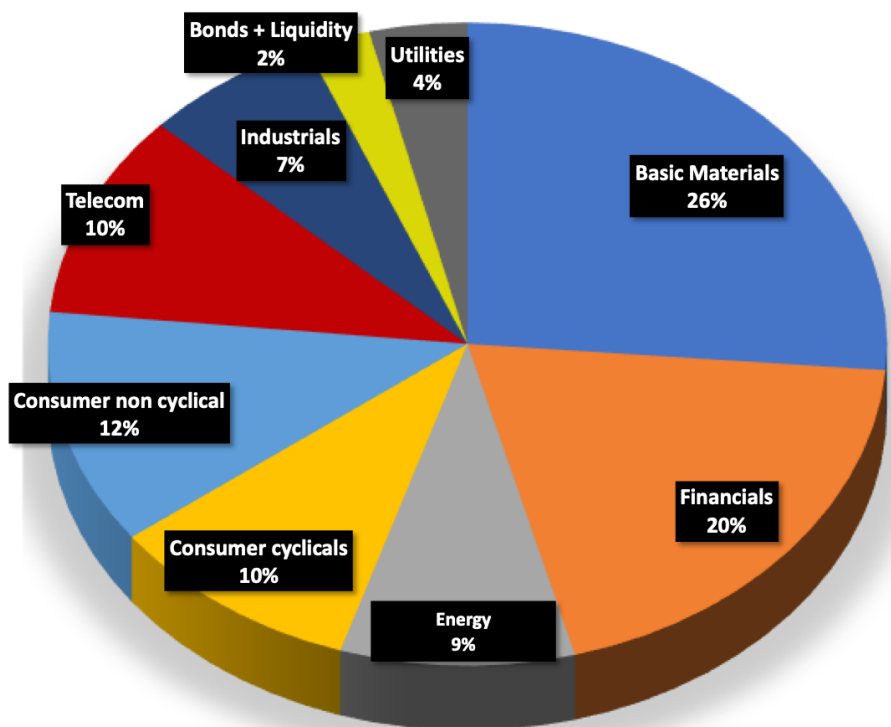
Call Fund

Monthly Portfolio update: July 2020

Geographical Spreading



Sector Spreading



Stock and Options Positions

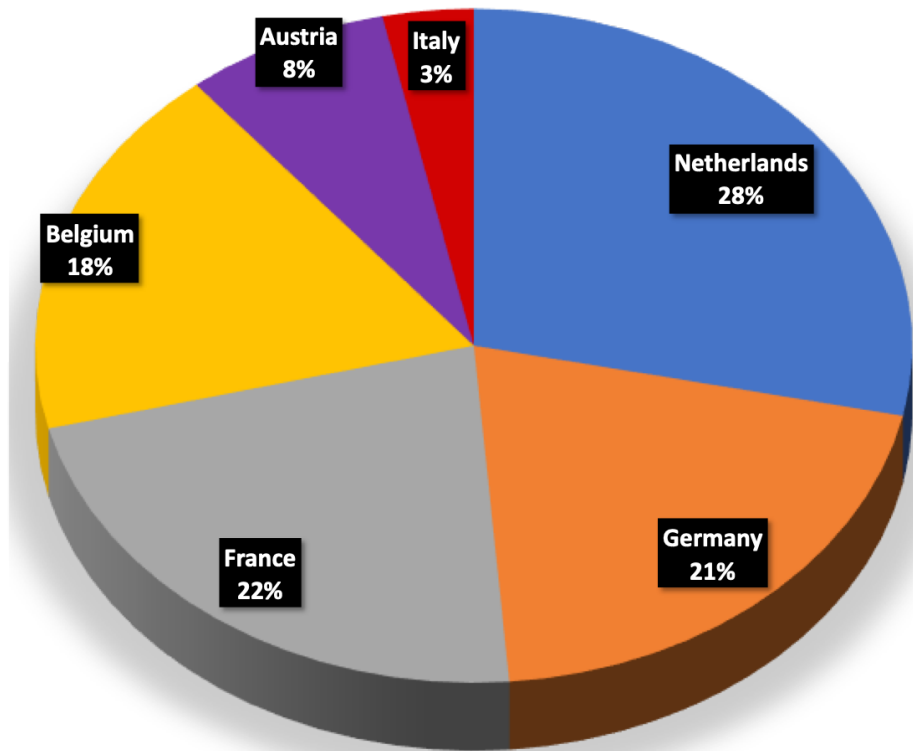
Stock Positions	Amount	Purchase price
ABN AMRO	1000	8.01
AEGON	12000	2.43
ANHEUSER-BUSCH	400	37.01
ARCELOR MITTAL	1500	9.49
ASSICURAZIONI GENERALI	1200	11.89
BASF	600	45.16
CARREFOUR	2300	14.63
DAIMLER	300	33.66
DEUTSCHE TELEKOM	700	14.87
EDF	1000	7.91
ENDESA	300	22.23
HEIDELBERG CEMENT	500	9.47
ING	5000	45.71
PROXIMUS	1900	5.56
PUBLICIS GROUPE	1100	19.52
RANDSTAD	700	25.70
ROYAL DUTCH SHELL	1000	34.20
SOLVAY	500	11.26
TOTAL	800	68.66
UNIBAIL	600	40.00
VOESTALPINE	600	51.50

Options Positions	Amount	Purchase price
ABN Sep 8.4 Put	-5	1.43
ABN Aug 8 Call	-3	0.40
ABN Aug 8.4 Call	-4	0.46
ABN Aug 9 Call	-3	0.25
ABN Aug 8.4 Put	-2	0.60
ACS Mar 19 Put	5	3.30
ACS Aug 23 Put	-2	1.80
ACS Aug 24 Put	-8	1.58
AGN Aug 2.7 Call	-20	0.20
AGN Aug 2.8 Put	-20	0.18
BAS Aug 48 Call	-2	1.20
BAS Aug 53 Put	-2	2.58
BX7 Aug 20 Call	-5	0.80
CAR Dec 12 Put	5	1.75
CAR Aug 14 Call	-10	0.40
DAI Aug 39 Call	-2	2.20
DAI Aug 39 Put	-1	1.99
DAI Aug 42 Put	-2	3.27
DTE Dec 12 Put	5	0.75
DTE Jun 11 Put	10	1.05
DTE Aug 15 Call	-4	0.55
DTE Aug 15.8 Put	-3	0.55
E2F Dec 8 Put	15	1.60
E2F Aug 9.6 Call	-5	0.65
E2F Aug 10 Put	-10	0.68
ELE Mar 17.5 Put	6	1.70
ELE Aug 23 Call	-3	1.00
G Aug 13.5 Call	-5	0.41
GZF Dec 7.2 Put	7	0.65
GZF Dec 8 Put	8	0.90
HEI Dec 30 Put	4	4.00
HEI Aug 51 Call	-3	3.05
HEI Aug 54 Call	-2	1.40
HEI Aug 52 Put	-2	1.68
ING Dec 4.8 Put	10	1.90
ING Dec 5 Put	5	1.16
ING Aug 6.6 Call	-20	0.33
ING Aug 6.8 Call	-10	0.36
ING Aug 6.6 Put	-10	0.38
ITK Aug 47 Call	-3	2.30
ITK Aug 48 Call	-1	1.60
ITK Aug 45 Put	-3	1.58
MT Dec 8 Put	5	3.26
MT Aug 10.5 Call	-10	0.50
MT Aug 10 Put	-5	0.65
MT Aug 9.8 Put	-5	0.61
PU4 Aug 28 Call	-5	1.25
PU4 Aug 29 Call	-6	2.15
PU4 Aug 26 Put	-1	1.70
RD Aug 14 Call	-4	0.75
RND Dec 30 Put	2	3.45
RSH Aug 42 Call	-3	1.36
SOL Sep 72 Put	-1	4.90
SOL Aug 72 Call	-4	3.61
SOL Aug 74 Call	-1	2.25
TOTB Aug 34 Call	-4	0.92
TOTB Aug 36 Put	-3	2.60
UBL Aug 47 Call	-1	1.25
UBL Aug 55 Call	-5	2.04
UBL Aug 46 Put	-1	2.84
UBL Aug 50 Put	-1	4.15
UBL Aug 51 Put	-1	4.80

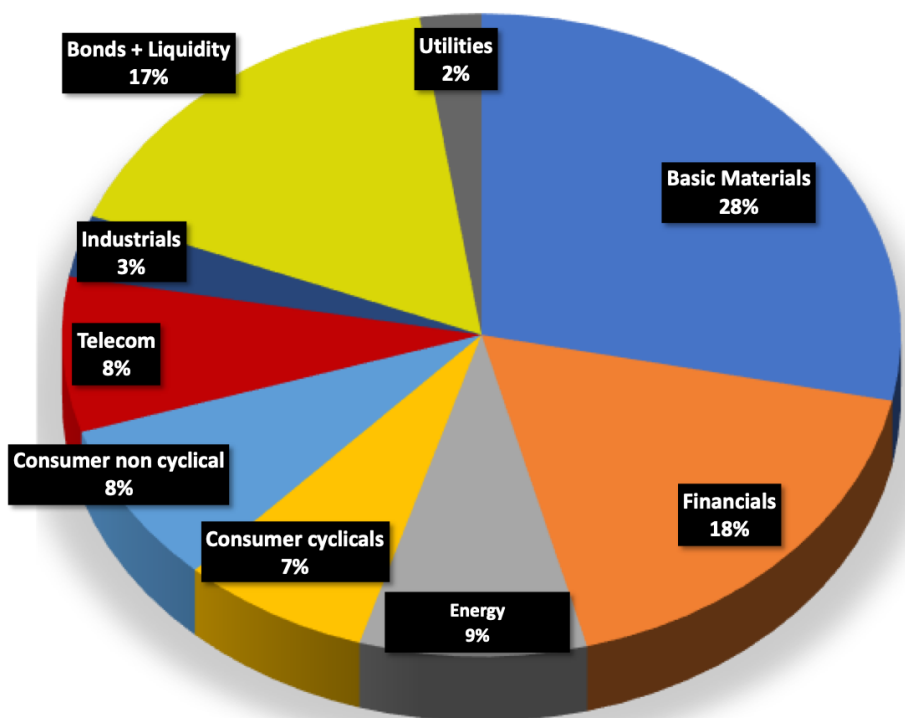
Call Fund

Monthly Portfolio update: August 2020

Geographical Spreading



Sector Spreading



Stock and Options Positions

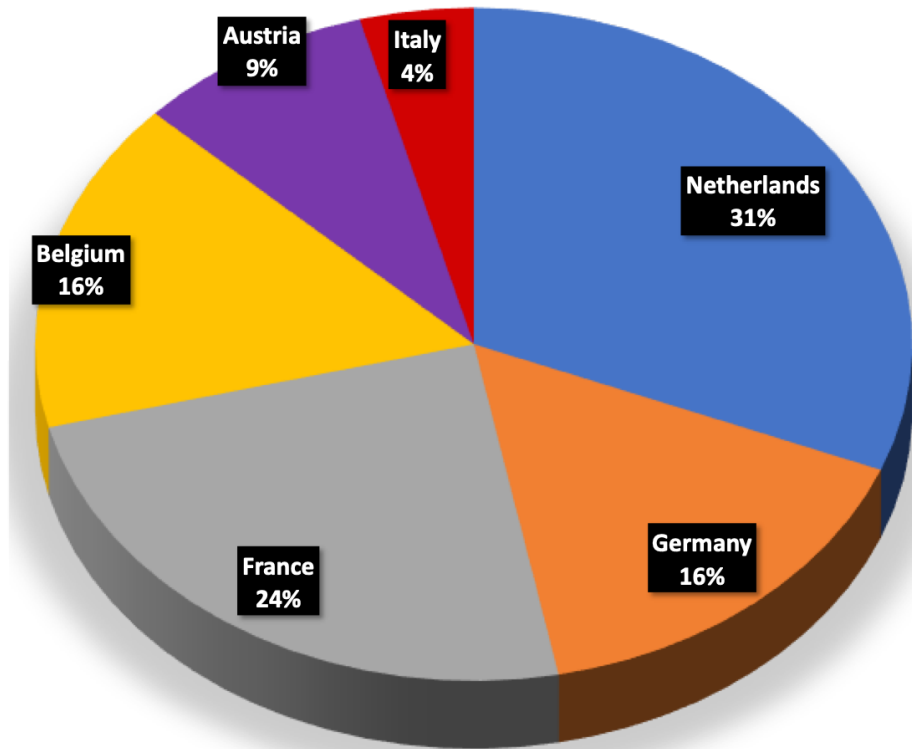
Stock Positions	Amount	Purchase price
ABN AMRO	1200	8.07
ACS	800	22.70
AEGON	14000	2.47
ANHEUSER-BUSCH	300	49.33
ARCELOR MITTAL	1800	10.01
ASSICURAZIONI GENERALI	1200	12.32
BASF	800	49.89
CARREFOUR	2300	14.45
DAIMLER	400	38.41
DEUTSCHE TELEKOM	700	14.87
EDF	1500	9.16
HEIDELBERGCEMENT	500	45.71
ING	6000	5.93
PROXIMUS	2000	18.91
PUBLICIS	800	26.00
RANDSTAD	400	40.14
ROYAL DUTCH SHELL	1000	13.63
SOLVAY	500	68.90
TOTAL	1100	37.34
UNIBAIL	900	51.17

Options Positions	Amount	Purchase price
ABN Sep -4 Call	7.6	0.55
ABN Sep -4 Call	8.2	0.37
ABN Sep -5 Put	8.4	1.43
ACS Mar 5 Put	19	3.30
AGN Sep -15 Call	2.3	0.15
BAS Sep -5 Call	51	1.46
BX7 Sep -5 Call	17	0.80
CA1 Sep -5 Call	13.5	0.36
CAR Dec 5 Put	12	1.75
CAR Sep -5 Call	13	0.62
DAI Sep -3 Call	43	1.11
DTE Dec 5 Put	12	0.75
DTE Jun 10 Put	11	1.05
DTE Sep -3 Call	15	0.32
E2F Dec 15 Put	8	1.60
E2F Sep -4 Call	8.5	0.40
ELE Mar 6 Put	17.5	1.70
G Sep -3 Call	13	0.40
G Sep -3 Call	13.5	0.28
GZF Dec 7 Put	7.2	0.65
GZF Dec 8 Put	8	0.90
HEI Dec 4 Put	30	4.00
HEI Sep -2 Call	52	1.55
HEI Sep -1 Call	53	1.55
ING Dec 10 Put	4.8	1.90
ING Dec 5 Put	5	1.16
ING Sep -10 Call	6.8	0.25
ING Sep -10 Call	7.2	0.21
ITK Sep -2 Call	49	1.48
ITK Sep -1 Put	48	1.85
MT Dec 5 Put	8	3.26
MT Sep -8 Call	10	0.42
PU4 Sep -3 Call	29	0.85
RND Dec 2 Put	30	3.45
RSH Sep -3 Call	44	1.72
SOL Sep -2 Call	74	1.40
SOL Sep -1 Put	72	4.90
TOT 8 Se -5 Call	33	1.03
UBL Sep -2 Call	44	1.90

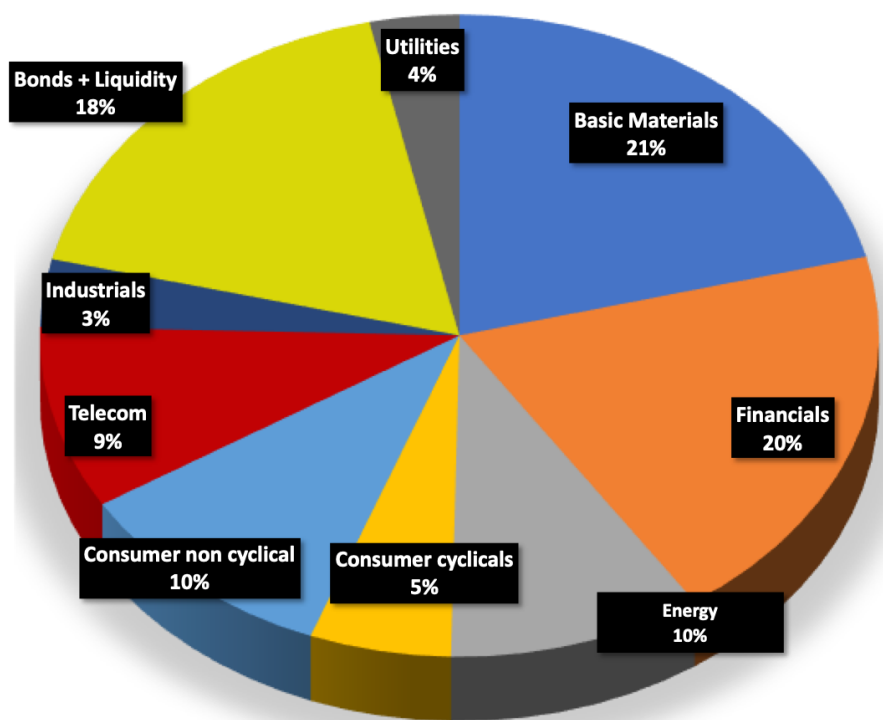
Call Fund

Monthly Portfolio update: September 2020

Geographical Spreading



Sector Spreading



Stock and Options Positions

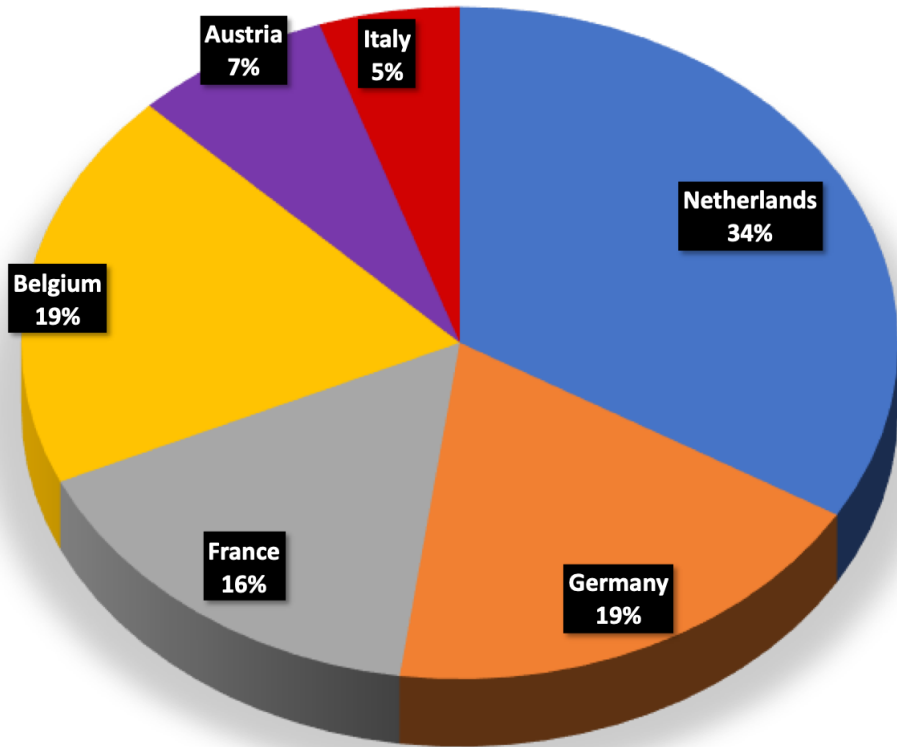
Stock Positions	Amount	Purchase price
ABN AMRO GROUP NV-CVA	2000	7.98
ACS ACTIVIDADES CONS Y SERV	1500	21.56
AEGON NV	15000	2.44
ANHEUSER-BUSCH INBEV SA/NV	500	48.15
ARCELORMITTAL	1400	10.10
ASSICURAZIONI GENERALI	1500	12.16
BASF SE (GR)	400	51.41
CARREFOUR SA	2300	14.45
DAIMLER AG-REGISTERED SHARES (GR)	200	39.82
DEUTSCHE TELEKOM AG-REG	1200	14.68
EDF	2000	8.91
HEIDELBERGCEMENT AG	400	47.59
ING GROEP NV	6000	5.93
PROXIMUS	2000	18.91
PUBLICIS GROUPE	700	27.51
RANDSTAD HOLDING NV	400	40.14
ROYAL DUTCH SHELL PLC-A SHS (NA)	1500	13.05
SOLVAY SA	200	74.78
TOTAL SA	1200	36.74
UNIBAIL-RODAMCO-WESTFIELD	1200	47.14

Options Positions	Amount	Purchase price
ACS Mar 5 Put	3.3	2.17
ACS Oct -5 Call	0.75	0.55
AGN Oct -30 Put	0.47	0.38
BAS Oct -2 Call	1.15	1.99
CAR Dec 5 Put	1.75	1.73
DAI Oct -2 Call	0.99	1.49
DAI Oct -2 Put	1.18	1.11
DTE Dec 5 Put	0.75	0.77
DTE Jun 10 Put	1.05	0.31
DTE Oct -4 Call	0.45	0.04
E2F Dec 15 Put	1.6	1.01
E2F Oct -5 Call	0.35	0.39
ELE Mar 6 Put	1.7	0.24
FME Oct -2 Put	1.7	1.22
GZF Dec 7 Put	0.65	0.26
GZF Dec 8 Put	0.9	0.39
HEI Dec 4 Put	4	0.21
HEI Oct -2 Call	1.66	2.38
HEI Oct -2 Call	2.15	0.58
HEI Oct -2 Put	2	3.27
ING Dec 10 Put	1.9	1.11
ING Dec 5 Put	1.16	0.65
ING Oct -20 Call	0.19	0.17
INTB Oct -2 Call	1.18	1.31
ITK Oct -2 Call	1.15	0.29
MT Dec 5 Put	3.26	2.23
MT Oct -4 Call	0.5	1.04
MT Oct -5 Call	0.49	0.40
PU1 Oct -3 Call	0.87	1.35
RD Oct -4 Call	0.41	0.09
RND Dec 2 Put	3.45	1.44
RND Oct -2 Call	1.4	2.20
RND Oct -2 Put	1.15	0.47
TO1 Oct -3 Call	0.52	0.51
TOTB Oct -3 Call	0.58	0.11
UBL Mar 4 Put	6.1	5.92
UBL Oct -4 Call	2.375	1.65
UBL Oct -3 Call	1.4	0.57

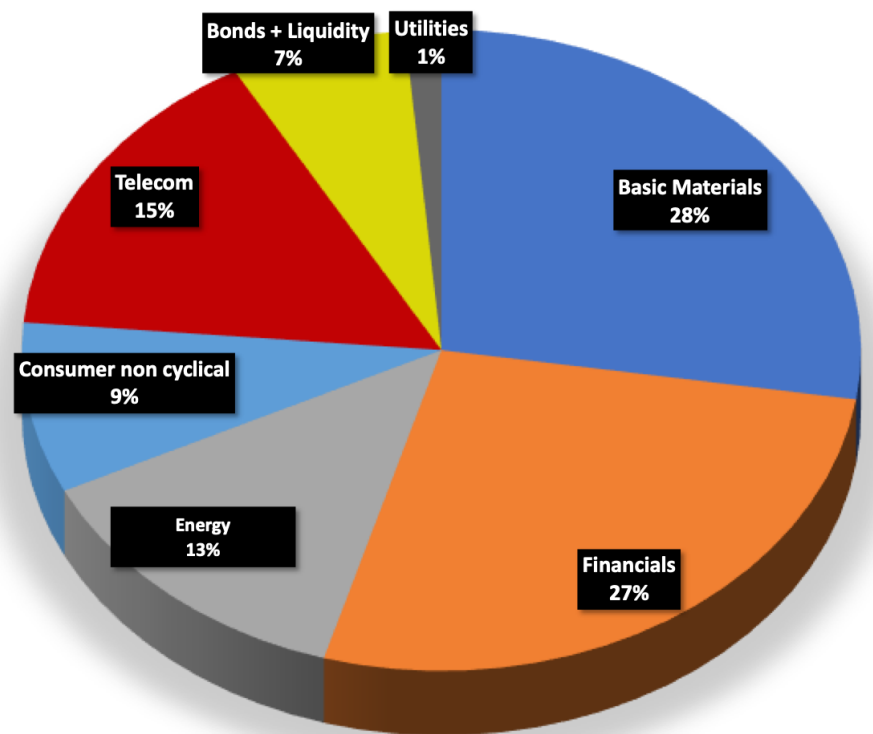
Call Fund

Monthly Portfolio update: October 2020

Geographical Spreading



Sector Spreading



Stock and Options Positions

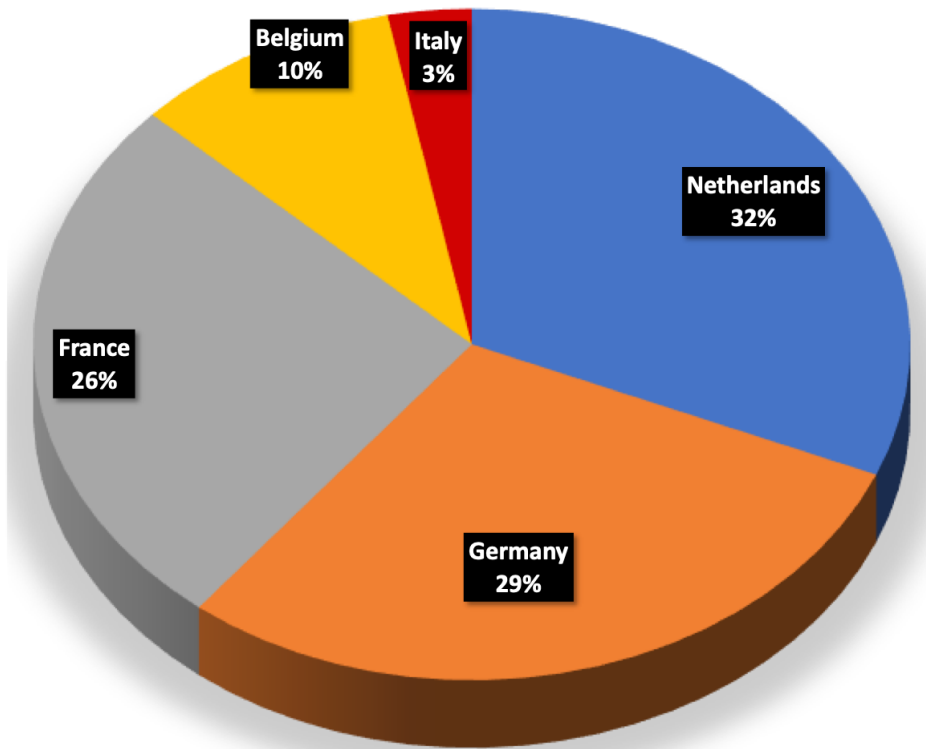
Stock Positions	Amount	Purchase price
ABN AMRO	2000	7.98
AEGON	13000	2.53
ANHEUSER-BUSCH INBEV	300	47.26
ASSICURAZIONI GENERALI	1500	12.16
BASF	500	51.93
BAYER	500	44.40
CARREFOUR	1300	13.77
DEUTSCHE TELEKOM	1400	14.40
EDF	500	8.14
ING GROEP	6000	5.93
PROXIMUS	2200	18.58
ROYAL DUTCH SHELL	1500	13.05
SOLVAY	200	74.78
TOTAL	1200	36.74
UNIBAIL	700	44.02

Options Positions	Amount	Purchase price
ABN Nov -5 Call	0.54	0.13
ABN Nov -5 Call	0.20	0.10
ACS Mar 5 Put	3.30	1.46
ACS Nov -9 Put	1.14	2.73
AGN Nov -20 Call	0.18	0.05
AGN Nov -15 Call	0.15	0.03
BAS Nov -2 Call	1.20	1.01
BAY Nov -4 Call	1.63	0.54
BAY Nov -2 Put	2.57	5.20
BSN Nov -3 Put	0.83	1.82
BX7 Nov -10 Call	0.75	0.96
CAR Dec 5 Put	1.75	1.73
CAR Nov -13 Call	0.49	0.20
DAI Nov -5 Put	2.31	3.43
DTE Dec 5 Put	0.75	1.10
DTE Jun 10 Put	1.05	0.50
E2F Dec 15 Put	1.60	0.75
E2F Nov -5 Call	0.80	0.54
E2F Nov -13 Put	1.05	1.26
ELE Mar 6 Put	1.70	0.23
FME Nov -1 Put	4.25	5.22
FME Nov -4 Put	3.79	6.86
G Nov -8 Call	0.41	0.20
GZF Dec 7 Put	0.65	0.34
GZF Dec 8 Put	0.90	0.52
HEI Dec 4 Put	4.00	0.19
HEI Nov -6 Put	2.15	4.73
ING Dec 10 Put	1.90	1.12
ING Dec 5 Put	1.16	0.66
ING Nov -10 Call	0.50	0.18
ING Nov -15 Call	0.26	0.08
ITK Nov -3 Call	1.40	0.34
MT Dec 5 Put	3.26	2.15
MT Nov -20 Put	0.42	0.66
RD Nov -5 Call	0.32	0.38
RD Nov -10 Put	0.85	0.60
RND Dec 2 Put	3.45	1.80
RSH Nov -5 Put	1.05	2.96
SOL Nov -2 Call	2.80	0.53
SOL Nov -3 Put	4.20	10.50
TOTB Nov -3 Call	1.21	0.99
TOTB Nov -5 Call	0.80	0.15
UBL Mar 4 Put	6.10	5.51
UBL Nov -4 Call	3.43	3.61
UBL Nov -3 Call	4.50	1.95
UBL Nov -4 Put	3.92	5.20
UBL Nov -2 Put	5.10	7.79

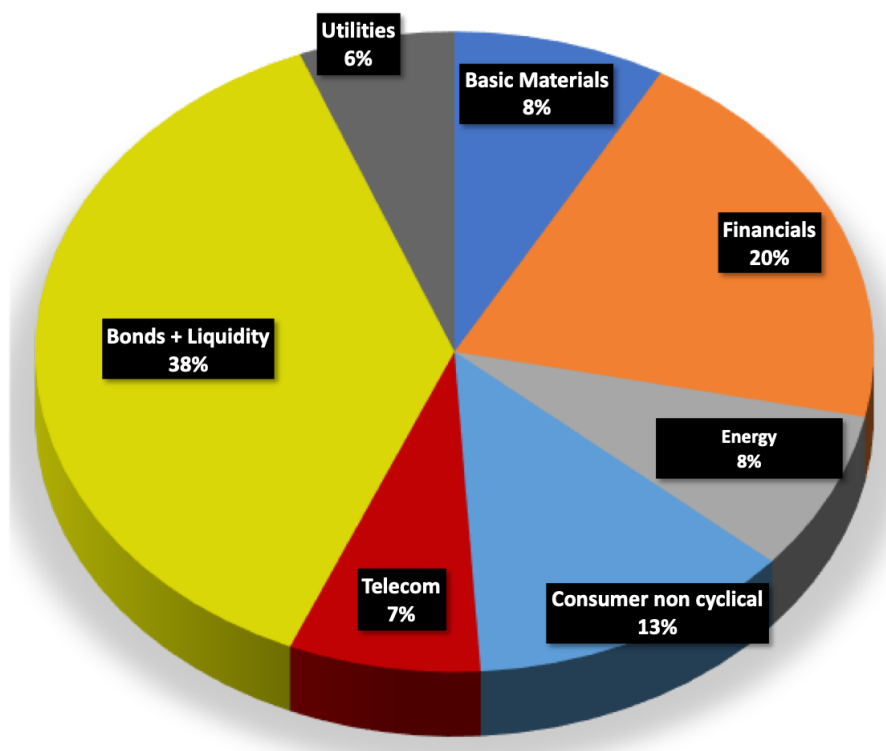
Call Fund

Monthly Portfolio update: November 2020

Geographical Spreading



Sector Spreading



Stock and Options Positions

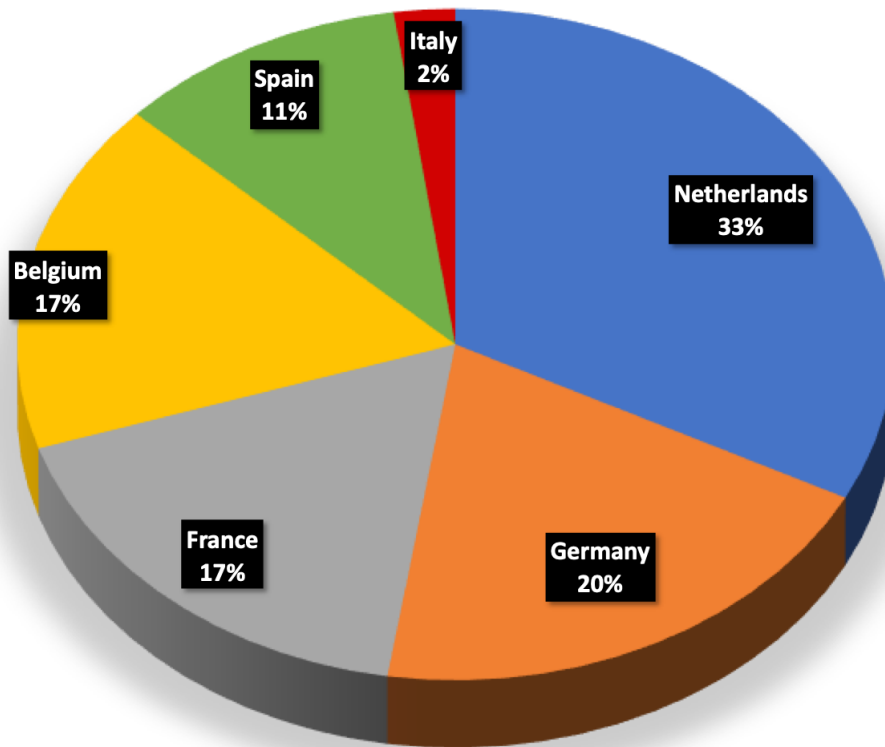
Stock Positions	Amount	Purchase price
ABN AMRO	500	7.52
AEGON	13000	2.77
ANHEUSER-BUSCH INBEV	200	55.00
ARCELORMITTAL	1000	15.45
ASSICURAZIONI GENERALI	700	12.01
BASF	100	46.68
BAYER AG-REG	200	44.40
CARREFOUR	2700	13.82
DANONE	300	51.06
DEUTSCHE TELEKOM	1100	14.40
E.ON	2000	8.96
ENDESA	600	24.06
FRESENIUS	200	72.00
ING GROEP	4000	7.17
PROXIMUS	1200	17.86
ROYAL DUTCH SHELL	600	12.58
SAP	300	99.51
TOTAL	400	34.53
UCB	200	89.74

Options Positions	Amount	Purchase price
ABN Dec -3 Call	0.46	0.70
ABN Dec -15 Put	0.58	0.43
ACS Mar 5 Put	0.23	3.30
ACS Dec -5 Put	0.37	0.80
AGN Dec -25 Call	0.24	0.21
AGN Dec -20 Call	0.13	0.15
AGN Dec -15 Put	0.10	0.17
BAS Dec -1 Call	2.48	1.70
BAS Dec -2 Put	0.81	1.25
BAS Dec -1 Put	1.50	2.16
BAY Dec -2 Call	0.83	1.02
BAY Dec -2 Put	1.41	2.10
BSN Dec -6 Put	1.19	1.60
BX7 Dec -5 Call	0.69	0.70
BX7 Dec -6 Put	0.48	0.64
CAR Dec 5 Put	1.39	1.75
CAR Dec -5 Call	0.18	0.18
CAR Dec -7 Put	0.46	0.40
DAI Dec -3 Put	0.99	1.69
DB1 Dec -1 Put	2.40	3.30
DB1 Dec -1 Put	3.30	4.70
DTE Dec 5 Put	0.40	0.75
DTE Jun 10 Put	0.11	1.05
DTE Dec -4 Call	0.34	0.34
DTE Dec -4 Put	0.24	0.26
E2F Dec 15 Put	0.32	1.60
E2F Dec -15 Put	0.26	0.73
ELE Mar 6 Put	0.07	1.70
ELE Dec -6 Call	0.42	0.50
ELE Dec -5 Put	1.12	0.60
EOAE Dec -5 Call	0.21	0.24
FME Dec -4 Put	3.00	2.44
G Dec -7 Call	0.51	0.49
G Dec -5 Put	0.20	0.32
GZF Dec 7 Put	0.12	0.65
GZF Dec 8 Put	0.19	0.90
HEI Dec 4 Put	0.01	4.00
HEI Dec -2 Put	0.82	1.20
ING Dec 10 Put	0.59	1.90
ING Dec 5 Put	0.21	1.16
ING Dec -10 Call	0.70	0.37
ING Dec -10 Call	0.17	0.22
ITK Dec -2 Call	0.69	1.36
ITK Dec -2 Put	1.19	1.60
MT Dec 5 Put	1.49	3.26
MT Dec -10 Call	0.52	0.56
MT Dec -2 Put	0.27	0.96
RD Dec -3 Call	0.27	0.62
RD Dec -4 Put	0.89	1.09
RND Dec 2 Put	0.73	3.45
RSH Dec -3 Put	0.83	1.80
SAP Dec -3 Call	2.28	1.37
SAP Dec -2 Put	2.34	4.38
SOL Dec -1 Put	0.21	1.80
TOTB Dec -2 Call	3.22	1.55
UBL Mar 4 Put	0.52	6.10
UBL Dec -3 Put	2.31	1.60

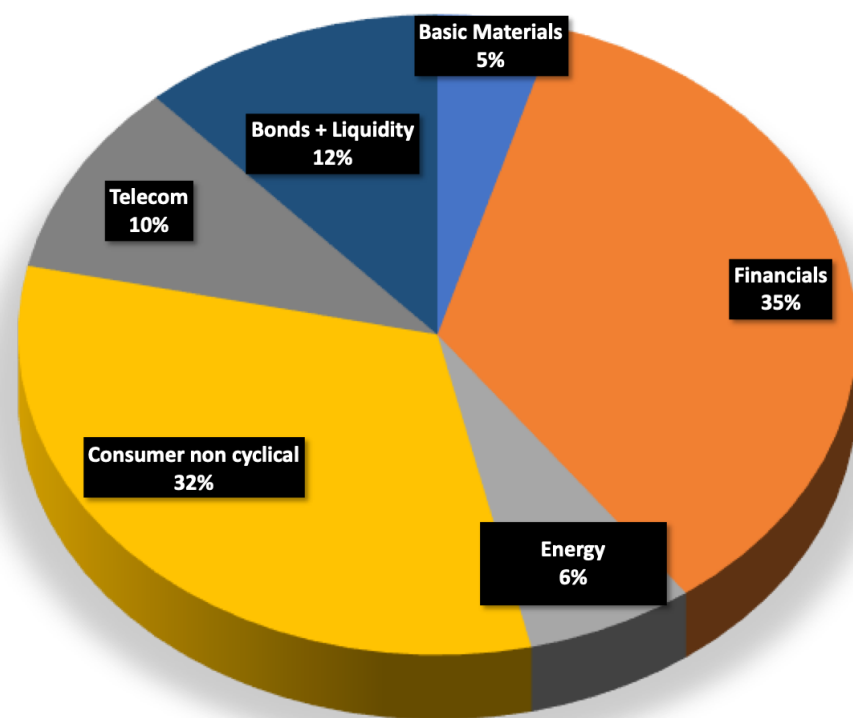
Call Fund

Monthly Portfolio update: December 2020

Geographical Spreading



Sector Spreading



Stock and Options Positions

Stock Positions	Amount	Purchase price
ABN AMRO	2800	8.02
ACS	600	27.15
AEGON	17000	3.24
ANHEUSER-BUSCH	200	57.01
ASSICURAZIONI GENERALI	800	14.26
BAYER	400	48.16
CARREFOUR	3900	14.03
DANONE	500	53.76
DEUTSCHE TELEKOM	1300	14.96
E.ON	1600	9.06
ENDESA	1700	22.35
FRESENIUS	700	68.20
ING	4000	7.64
PROXIMUS	1500	16.21
ROYAL DUTCH SHELL	500	14.61
TOTAL	200	35.30
UCB	600	84.48
UNILEVER	1000	49.57

Options Positions	Amount	Purchase price
ABN Dec 5 Put	2.75	2.52
ABN Jan -10 Call	0.38	0.29
ACS Mar 5 Put	3.30	0.12
ACS Jan -2 Call	0.95	0.75
AGN Jan -20 Call	0.24	0.26
AGN Jan -40 Call	0.17	0.18
BAY Dec 3 Put	7.20	7.51
BAY Jan -4 Call	1.32	0.80
BSN Jan -1 Call	1.30	1.88
BSN Jan -2 Call	1.17	1.23
BSN Jan -2 Put	1.41	1.01
BSN Jan -2 Put	1.56	1.52
BX7 Sep 5 Put	1.80	2.13
CAR Dec 10 Put	1.68	1.22
CAR Jan -10 Call	0.30	0.46
CAR Feb -19 Call	0.58	0.81
DB1 Jan -2 Put	4.30	2.48
DTE Dec 5 Put	0.75	0.39
DTE Jun 10 Put	1.05	0.10
DTE Dec 7 Put	1.90	1.83
DTE Jan -13 Call	0.36	0.28
E2F Dec 15 Put	1.60	0.27
E2F Jan -20 Put	0.76	0.70
ELE Mar 6 Put	1.70	0.06
ELE Feb -7 Call	0.50	0.42
EOAE Jan -6 Call	0.26	0.23
FME Jun 5 Put	4.80	5.22
FME Jan -2 Call	1.25	0.96
FME Jan -1 Put	1.10	1.25
GZF Dec 7 Put	0.65	0.11
GZF Dec 8 Put	0.90	0.17
HEI Dec 3 Put	7.70	7.45
HEI Jan -2 Put	2.48	1.20
ING Dec 10 Put	1.90	0.66
ING Dec 5 Put	1.16	0.25
ING Dec 3 Put	2.62	2.70
ING Jan -10 Call	0.20	0.15
ING Jan -5 Put	0.73	0.98
ITK Jan -1 Call	1.38	0.91
MT Dec 5 Put	3.26	1.16
MT Jan -5 Put	0.67	0.72
RD Dec 3 Put	4.84	5.22
RND Dec 2 Put	3.45	0.69
SAP Jan -1 Put	3.04	1.24
SAP Jan -1 Put	3.10	1.93
SOL Jan -1 Put	3.75	4.70
TOTB Dec 3 Put	3.24	3.38
TOTB Jan -2 Call	1.12	0.52
TOTB Jan -8 Put	1.48	1.53
UBL Mar 4 Put	6.10	0.13
UBL Jan -2 Put	3.43	0.78
UCB Jan -2 Call	1.70	1.08
UN Jan -10 Call	0.90	2.03